




RAYNE / JOSEPHINE / KEELEY

24 inch METAL COUNTER HEIGHT STOOL

MODEL # AXCRAY24-01-TL



For Fastest Customer Service



1. Open your phone's camera.
2. Point your phone's camera at the QR code to scan.
3. Click on the pop up.
4. You'll be taken to our customer service page.
5. Fill the form with your order information and issue.
6. Submit form.
7. A customer service associate will contact you.

Other ways to contact us...



EMAIL US

customerservice@simpli-home.com



VISIT US

Visit our site directly at
www.simpli-home.com



SPEAK WITH US

1-866-518-0120
MONDAY TO FRIDAY
9 AM TO 5 PM EST.

***If you've purchased from a retailer and you wish to return the product, please contact the retailer directly.**

IMPORTANT: Please read this manual carefully before beginning assembly of this product. Keep this manual for future reference.

SAFETY INFORMATION

Identify all the parts and hardware. Do not discard of the packaging until you have checked that you have all the parts and hardware required. Hardware package may have spare parts.

WARNING: This item contains small parts which can be swallowed by children and pets. Keep children and pets away during assembly. To avoid danger of suffocation, always keep plastic bags away from children and pets. We recommend that you assemble this unit on a carpeted floor to avoid scratches. If using power tools, set the tool to low torque to avoid damage.

May require 2 people for ease of assembly.

CARE and MAINTENANCE

This furniture is designed for indoor use.

Damage to metal furniture can come from temperature changes in relative humidity (RH) in our homes. Humid air oxidizes metal which results in rusting, corrosion, tarnishing and roughness on the metal surface.

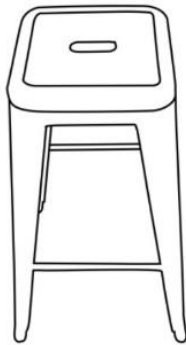
To protect against the humidity effect, your furniture is powder coated. The powder coat layer protects the metal from oxidizing, corrosion, tarnishing and scratching and keeps it looking good for years to come.

To help protect your metal furniture, follow these steps:

- Wipe down the surface with a damp, soft cloth
- Wipe up spills promptly
- Clean with a dry cloth
- Do not use abrasive cleaners, chemical solvents, strong detergents, cleaners with bleach, and furniture polish
- Use soft felt base coasters, placemats to help prevent scratches
- Keep furniture out of direct sunlight, which can cause cracking or roughness on the protective layer
- If it can be avoided, do not place furniture near heating vents
- Keep the furniture 3 to 4 inches away from the wall, giving heat and air space to circulate


PART DESCRIPTION

A



SEAT
QTY 1


B



BACK
QTY 1

HARDWARE DESCRIPTION

1



ALLEN KEY SCREW
M6 x 14 mm
QTY 4 (assembled on stool)

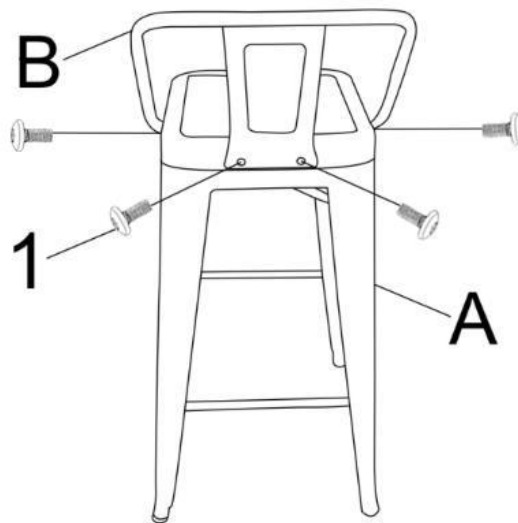
2



ALLEN KEY
M6
QTY 1

STEP 1

1. Remove the Allen Key Screws ① from Seat (A) using Allen Key ②.

STEP 2

1. Attach Back (B) to Seat (A) with Allen Key Screws ①.
2. Use Allen Key ② to tighten.



WARRANTY

Thank you for purchasing a **Simpli Home – Wyndenhall – Brooklyn + Max** product. These products have been made to demanding, high-quality standards and are guaranteed for domestic use against manufacturing faults for a period of 12 months from the date of purchase. This warranty does not affect your statutory rights.

In case of any malfunction of your product (failure, missing parts, etc.) please contact us at our toll-free service line at 1-866-518-0120, Monday to Friday, from 9 AM to 5 PM EST or visit our website at www.simpli-home.com to submit a parts request.

We reserve the right to repair or replace the defective product, at our discretion.

This product is guaranteed for 12 months if used for normal purposes. Any warranty is invalid if the product has been overloaded or subject to neglect, improper use or an attempted repair by other than an authorized agent. Heavy-duty or daily professional/commercial usage are not guaranteed.

Due to continuous product improvement, we reserve the right to change the product specifications without prior notice.