

# SEVENTE SEASK

## Assembly Instruction

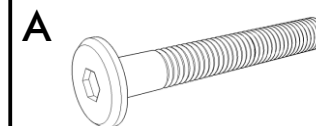
INSTRUCTION DE MONTAGE  
MONTAGEANLEITUNG  
SAMLEVEJLEDNING

**MAKE SURE THE LETTERS MATCH BEFORE ASSEMBLING**  
**NEED ASSEMBLY ASSISTANCE? CALL US AT 866-814-8325**

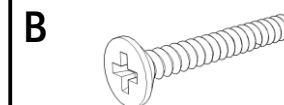
Code

**SST 38**

Hardware

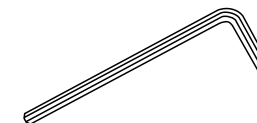


**BOLT 2,36" (6 Pcs)**



**SCREW (4 Pcs)**

Tool

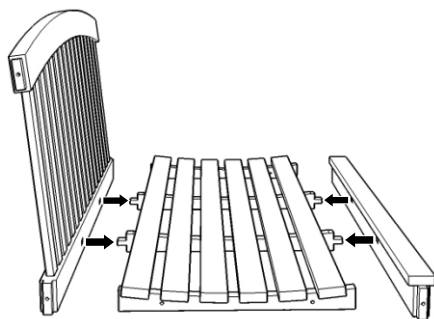


**Socket Wrench 4m**

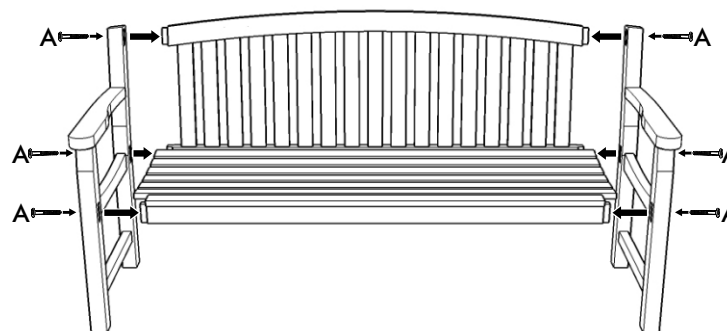
Total Section

**5 Section**

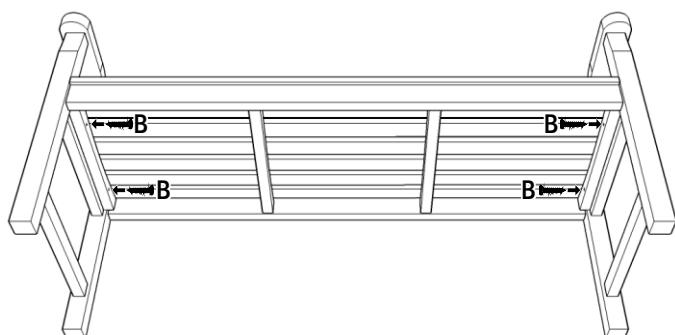
**1**




**2**



**3**



**4**



**Make sure to use Gorilla Glue (Included)**  
**on all wood joints before assembly**