



**Mayfield™**  
Top-mount Kitchen Sink  
**K-5964-4**

**Features**

- 27-inch minimum base cabinet width.
- Single bowl.
- 7-3/4-inch depth.
- Three faucet holes with one accessory hole to the right.

**Material**

- KOHLER® enameled cast iron.

**Installation**

- Top-mount.

**Recommended Products/Accessories**

- K-6003 Sink Rack
- K-6539 Drainboard with Sink Rack
- K-8801 Sink Strainer
- K-8799 Sink Strainer
- K-23726 Drain treatment
- K-23725 Cast iron cleaner

**Optional Products/Accessories**

- K-11352 Disposal Flange with Stopper
- K-9000 P-Trap



**Codes/Standards**








ASME A112.19.1/CSA B45.2

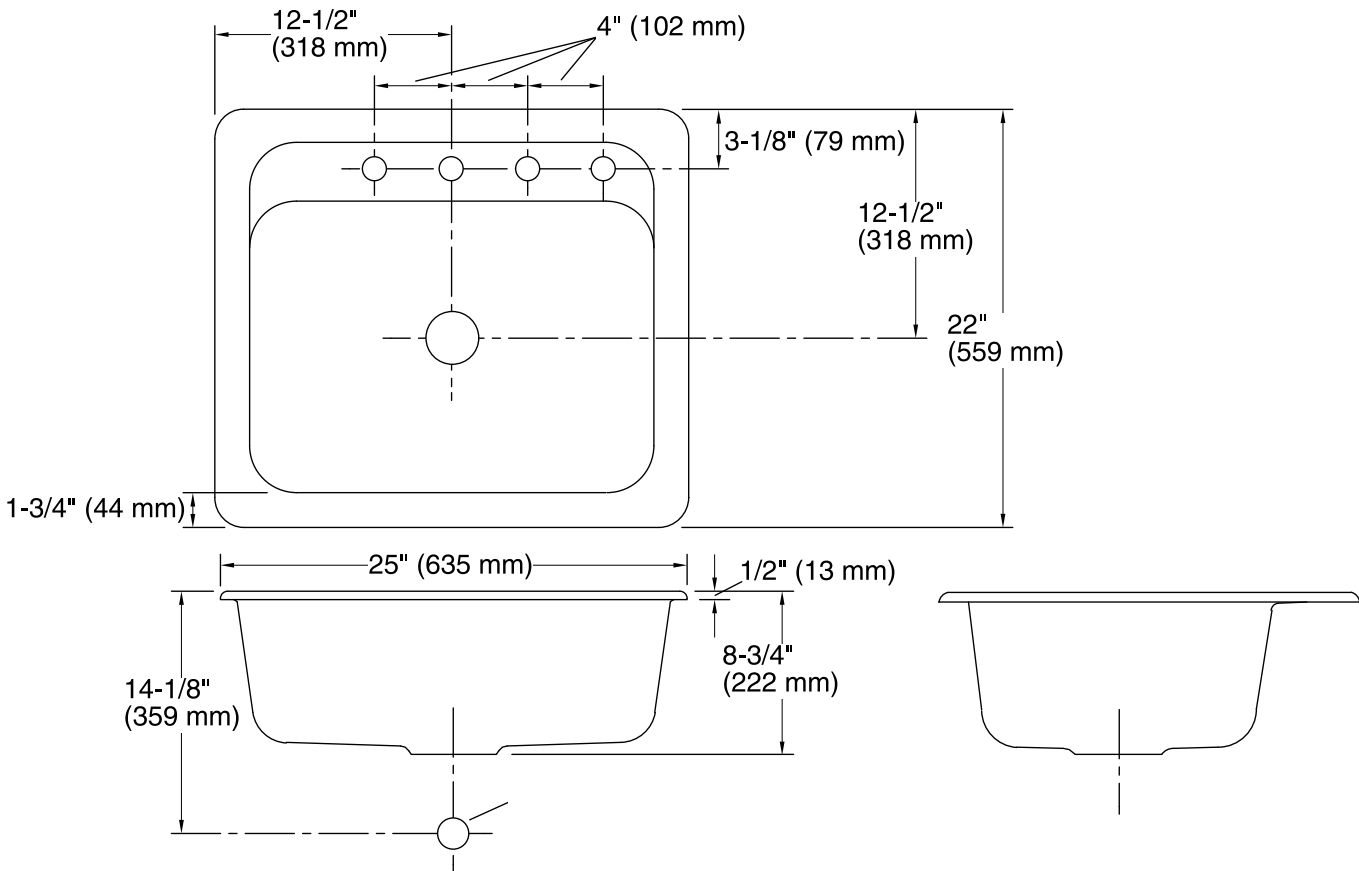
**KOHLER® Enameled Cast Iron Kitchen Sink Lifetime Limited Warranty**

See website for detailed warranty information.

**Available Colors/Finishes**

*Color tiles intended for reference only.*

Color	Code	Description
	0	White
	96	Biscuit
	47	Almond
	R1	Roussillon™ Red
	30	Iron Cobalt
	FP	Caviar
	7	Black Black™



## Technical Information

All product dimensions are nominal.

Bowl configuration:	Single
Installation:	Top-mount
Cutout:	Top-mount, 23-3/4" x 20-3/4" (603 mm x 527 mm) with 1" (25 mm) radius corners
Min. base cabinet width:	27" (686 mm)
Bowl area:	Length: 22" (559 mm) Width: 15" (381 mm) Bowl depth: 7-3/4" (197 mm) Water depth: 7-3/4" (197 mm)
Number of deck holes:	4
Faucet hole spacing:	4" (102 mm)
Faucet hole(s):	1-3/8" (35 mm)
Drain hole:	3-5/8" (92 mm)

## Notes

Install this product according to the installation instructions.