

Assembly Instruction Sheet #IS-8003P18

For Style 8003P18

Tools Required: Flathead screwdriver, Phillips screwdriver, pliers, wire cutters, wire strippers, electrical tape, safety glasses.

Light Source: (8) E12 Candelabra Base Bulbs 60W Maximum.

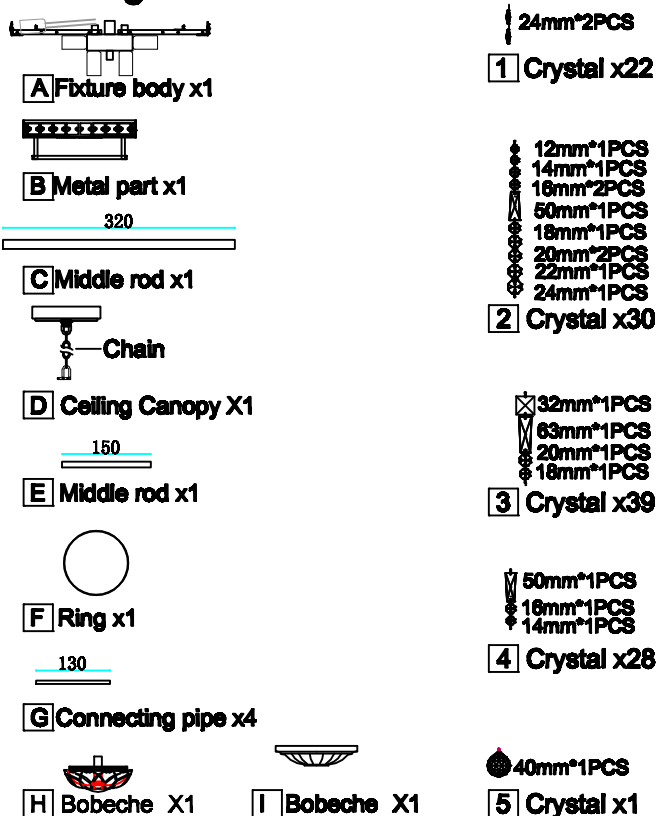
Estimated Assembly Time: 20-30 minutes

Preparation: Identify and inspect all parts before beginning installation. Check package content list and diagrams below to be sure all parts are present. If any parts are missing or damaged, do not attempt to assemble, install, or operate the fixture. Contact customer service for replacement parts.

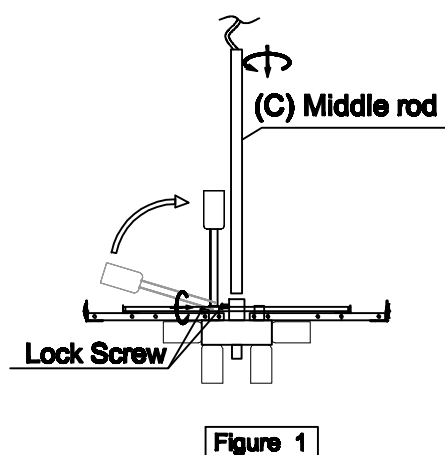
⚠ Warnings and Cautions

Turn off electricity at circuit breaker or main fuse box before installation. Consult a licensed electrician if in doubt. These instructions are provided for your safety. It is very important you read them completely before installing the fixture. We strongly recommend that a licensed, professional electrician perform the installation. Disconnect fixture from power source before replacing bulbs. Make sure bulbs are given sufficient time to cool before removal.

Package Contents

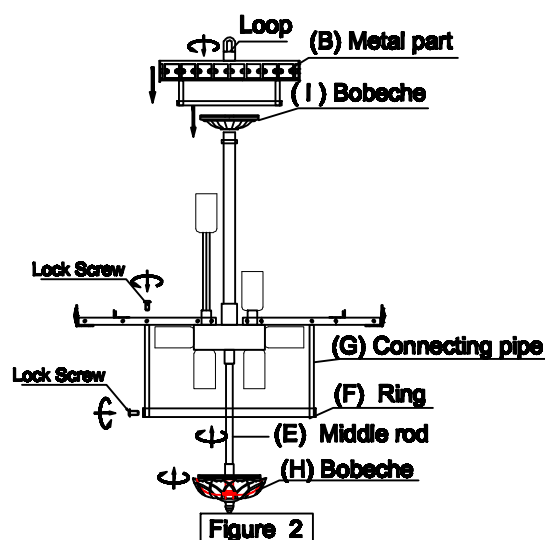


STEP 1 -Install Middle rod to the Fixture body



STEP 2

A. Install (B) Metal part (I) Bobeche to the (C) Middle rod .
 B. Install Ring to the Fixture body .



Hardware Contents

PART	DESCRIPTION	QUANTITY
BB	Wire nut	2pcs
EE	Outlet Box Screw	2pcs

BB
 EE

STEP 3- Install the Canopy Chain Loop and Nipple

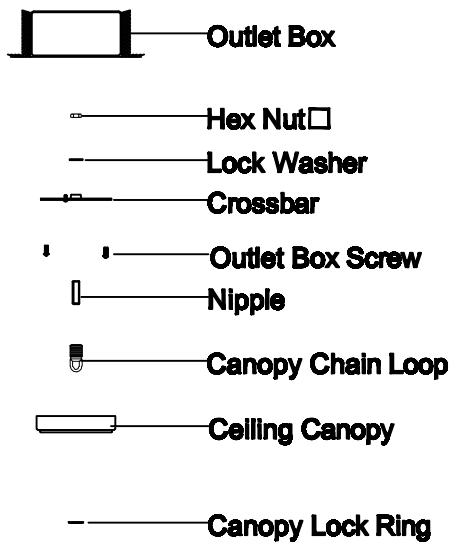


Figure 3

STEP 5 - Making the Wire Connections

A. Use standard wire connectors (not included) to make all wire connections. Twist connectors until wires are tightly joined together. Wrap each connection with approved electrical tape and carefully stuff all the connected wires into the Outlet Box.

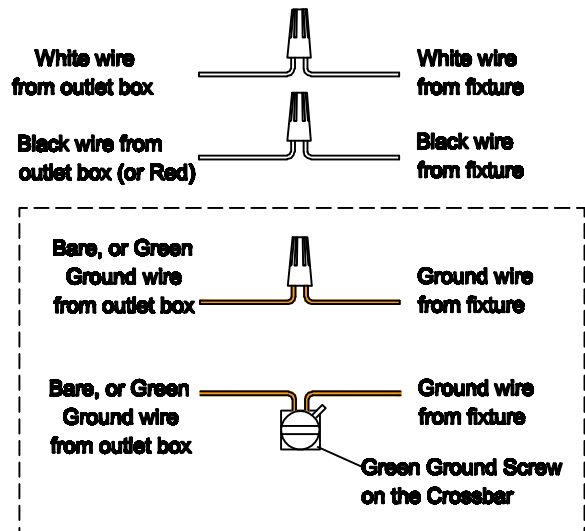
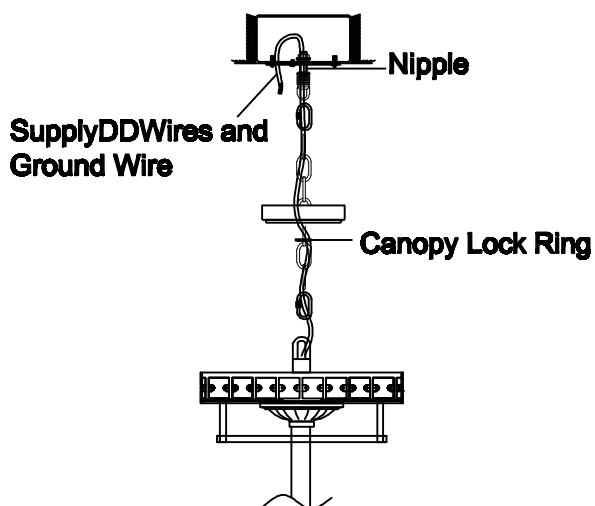


Figure 5

STEP 4 - Install the Fixture Chain and Ceiling Canopy



WARNING

THIS FIXTURE IS VERY HEAVY AND NEEDS TO BE REINFORCED ACCORDINGLY

Figure 4

STEP 6 - Install Crystals and Bulbs .

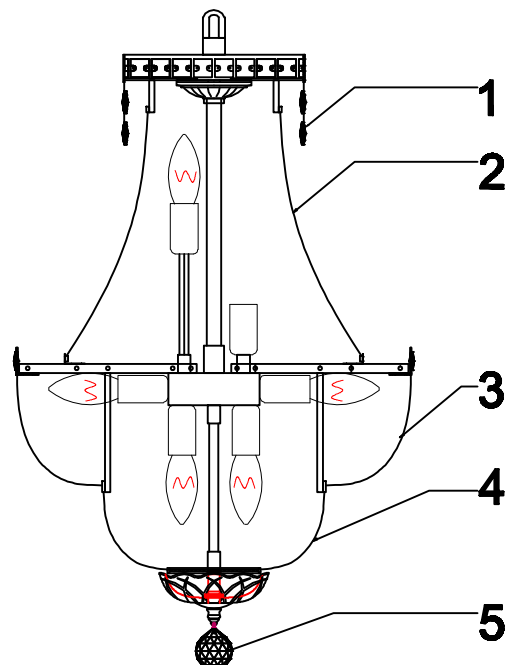


Figure 6