

steps to care

taking care of your wooden side tables



In case of spills, wipe promptly with lint-free cloth.




In case of scratches, use furniture touch-up crayon/markers for quick fix and touch-up.



Use slightly damp cloth to spot clean. Wipe dry with clean and dry cloth.



Always use coasters for hot/damp containers to prevent heat damage and white rings.



Use felt or leather mat for table lamps etc, to prevent scratches.



Use protective pad while writing on thin paper.



Dust-often to prevent dirt build-up.



Avoid exposure to extreme temperatures.



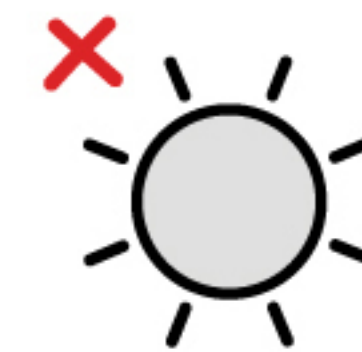
Do not use abrasive or harsh chemicals to clean as this may damage the finish.



Do not drag objects across wooden surface to prevent scratches.



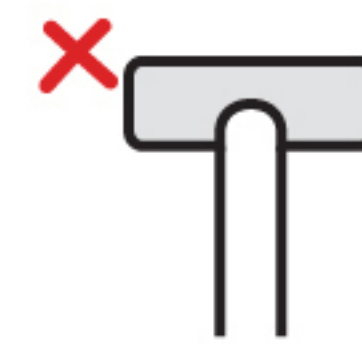
Do not place product near wood stoves, radiators, etc.



Avoid direct sunlight to prevent fading.



Keep away from sharp objects.



Do not use pressure cleaning machines to prevent damage to structure and finish.