








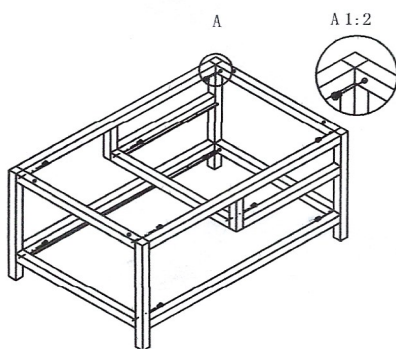
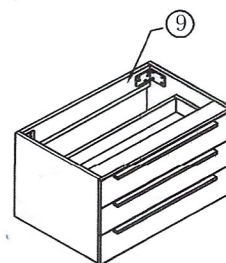
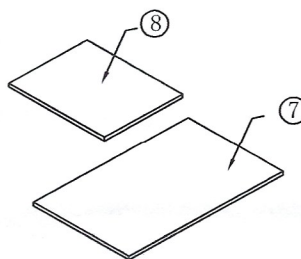
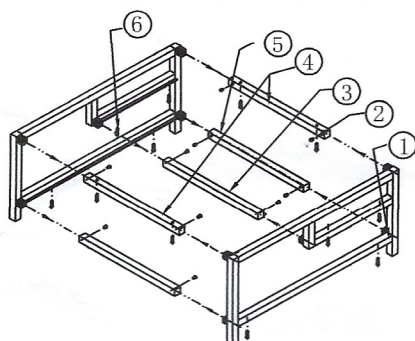


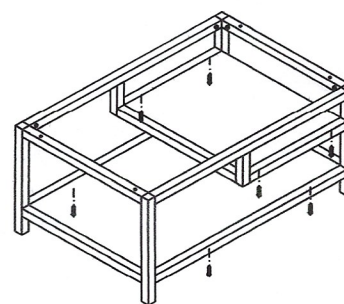
# Installation Instruction

PARTS LIST							
NO.	PARTS	NAME	QTY	NO.	PARTS	NAME	QTY
①		Aluminum frame	2	⑥		M4x14 Flat head tapping screws	12
②		M4x10 Countersunk head screw	10	⑦		Board	1
③		25x25x430 Aluminum bar with spacing strip	1	⑧		Board	1
④		25x25x430 Aluminum bar with holes	2	⑨		Cabinet body	1
⑤		25x25x430 Aluminum bar	2				

## Installation Steps ①



Frame Installation



Board Installation

