

### Features

- Solid brass construction ensures durability and reliability.
- KOHLER finishes resist corrosion and tarnishing, exceeding industry durability standards over two times.
- 17-gauge brass construction.
- Adjustable trip lever pop-up drain.
- 1-1/4" connection.



### Codes/Standards











ASME A112.18.2/CSA B125.2

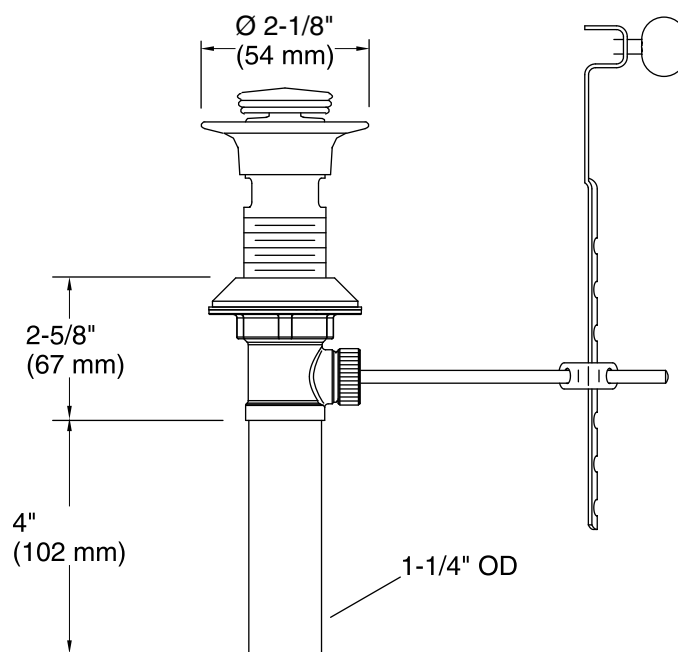
### KOHLER® One-Year Limited Warranty

See website for detailed warranty information.

### Available Colors/Finishes

*Color tiles intended for reference only.*

Color	Code	Description
	CP	Polished Chrome
	SN	Vibrant® Polished Nickel
	AF	Vibrant® French Gold
	PB	Vibrant® Polished Brass
	BN	Vibrant® Brushed Nickel
	BV	Vibrant® Brushed Bronze
	2BZ	Oil-Rubbed Bronze
	KB	Black Iron
	TT	Titanium
	VNT	Vintage Nickel



**Pop-Up Drain**

### Technical Information

All product dimensions are nominal.

### Notes

Install this product according to the installation guide.