



# Assembly Instruction

## DOUBLE RECLINING SOFA WITH DROP-DOWN CUP HOLDERS, RECEPTACLES AND USB PORTS

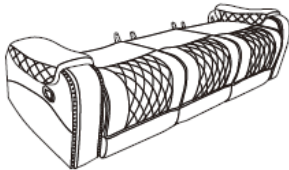





### ITEM NO.: 9405GY-3



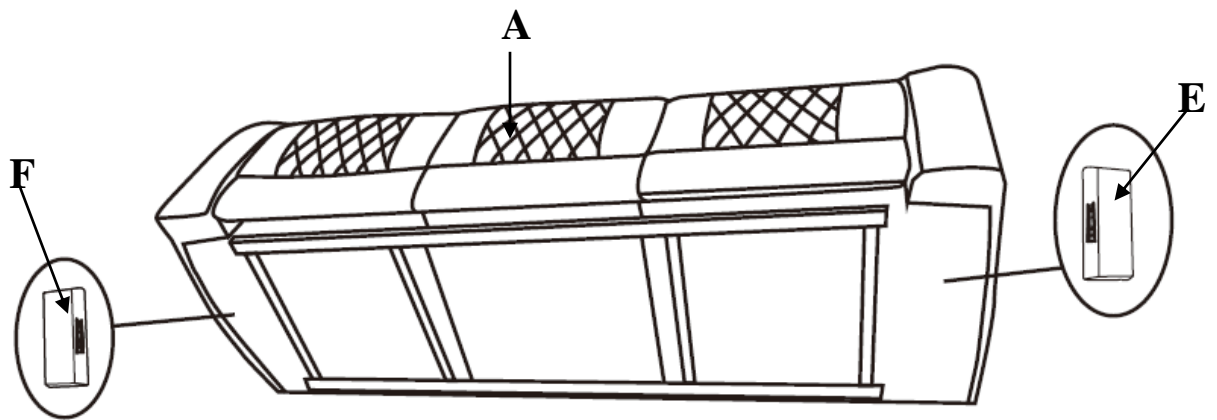
The parts stored in the bottom of the sofa, please take out for assembly

**NOTE:** Do not use power tools for assembly. Power tools increase the risk of over tightening which leads to splitting or cracking the wood.

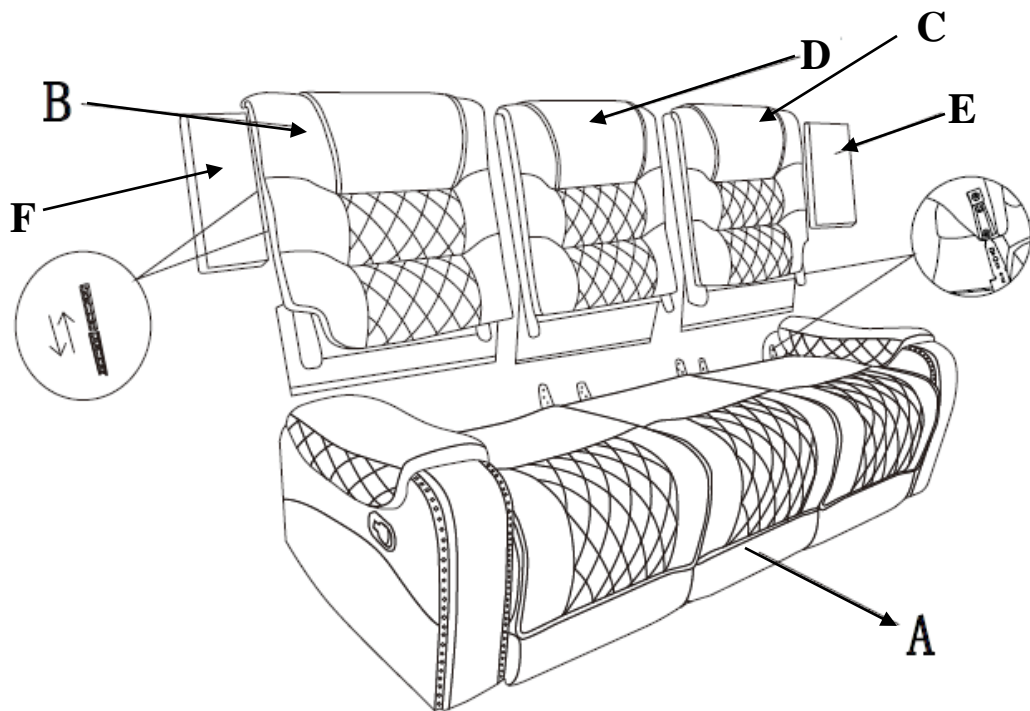
#### COMPONENT LIST (SOFA)

NO.	DRAWING	QTY	DESCRIPTION
A		1	SEAT
B		1	LSF BACK REST
C		1	MIDDLE BACKREST RSF BACK REST
D		1	MIDDLE BACKREST
E		1	RIGHT EAR
F		1	LEEF EAR


**STEP# 1**



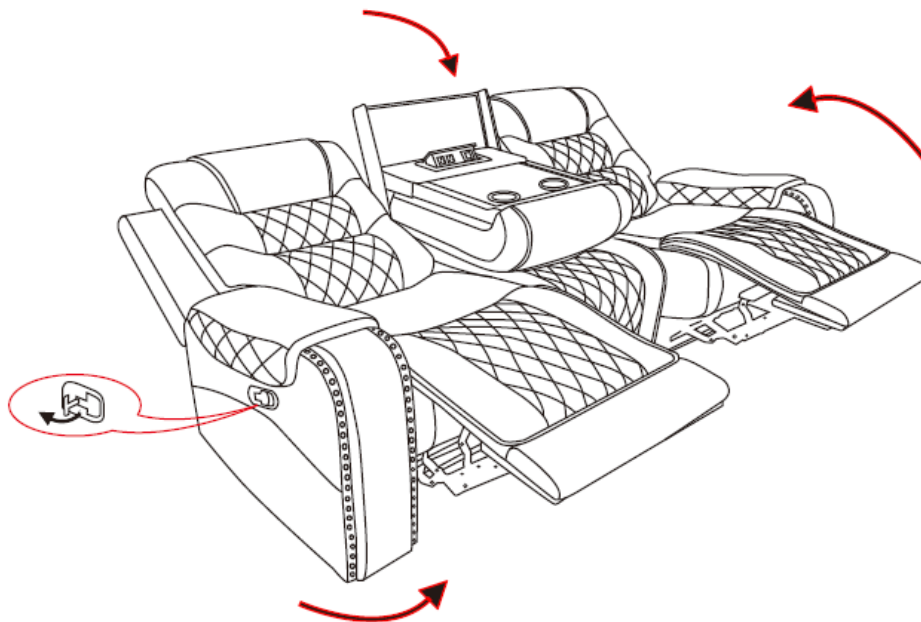
**STEP# 2**



**STEP# 3**



**STEP# 4**



## **Care Instruction for Polished Microfiber Match Furniture.**

In order to maintain the original appearance of your polished microfiber match furniture, please follow below simple care procedures:

- Avoid exposing furniture directly to sunlight or heating and air conditioning outlets. Sunlight and/or exposure to heating and air conditioning outlets will fade/damage Leather gel match.
- Vacuum or wipe with a soft brush to remove dust.

**For items use on wooden floor, hard surfaces or carpets, it is recommended to Install protective pads under all legs and supports to avoid/prevent from damages/scratches and discoloration.**

