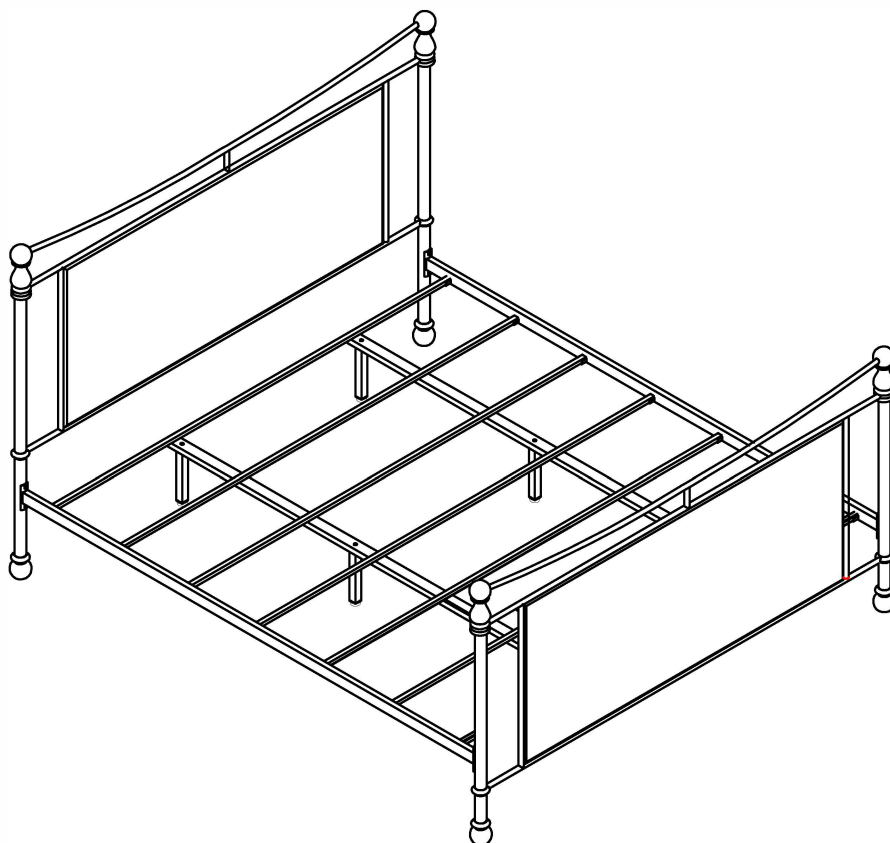


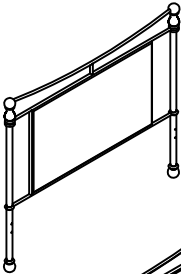
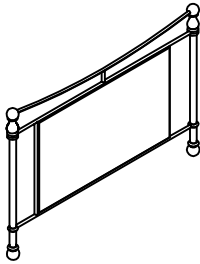
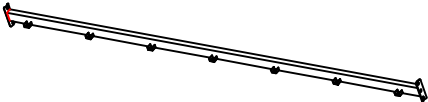



ASSEMBLY INSTRUCTIONS


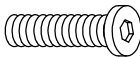





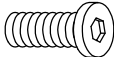


KING SIZE METAL BED



NOTE TO CUSTOMERS:

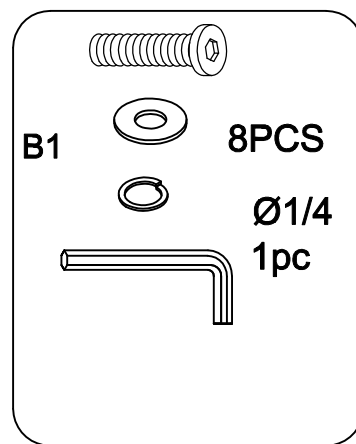
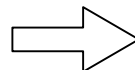
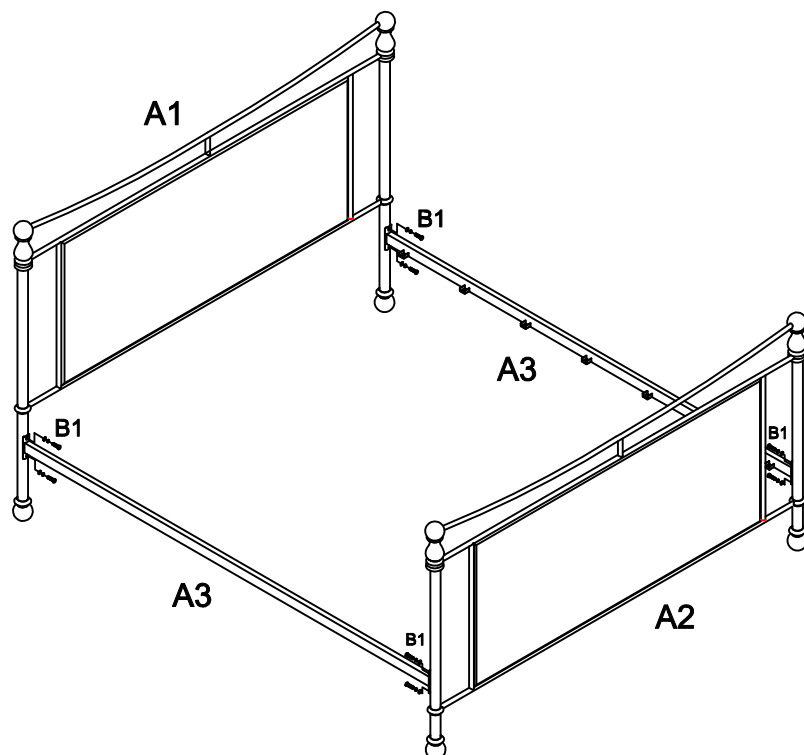
- For ease and speed of assembly we recommend that before you commence each step of the assembly that you identify all the parts required to complete that step.
- We recommend that where possible you allow sufficient space to assemble the item as close as possible to the place where it will be once assembled.
- For the protection of your furniture we recommend that the product is placed on protected surfaces during assembly to prevent any damage.
- During assembly do not over tighten, as this may damage the product.
- Please ensure you retain all the product packaging until the item is completely assembled.
- Please periodically check all fittings and re-tighten as necessary.
- It is recommended that this item should be assembled by two adults.

A1		HEADBOARD	1PC
A2		FOOTBOARD	1PC
A3		RAIL	2PCS
A4		SLAT	7PCS
A5		SUPPORT RAIL	2PCS
A6		SUPPORT LEG	6PCS

B1			BOLT(Ø1/4*1")&WASHER	8SETS
B2			BOLT(Ø5/16*1-1/8")&WASHER	6SETS
B3			BOLT(Ø1/4*1-1/8")&WASHER	4SETS
B4			BOLT(Ø1/4*1/2")	14PCS
		ALLEN WRENCH(Ø1/4)	1PC	
		ALLEN WRENCH(Ø5/16)	1PC	

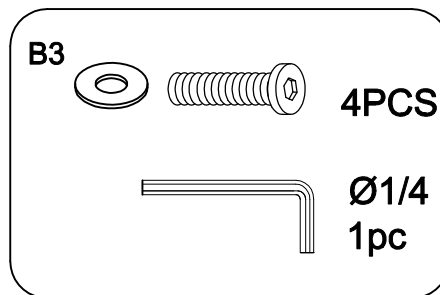
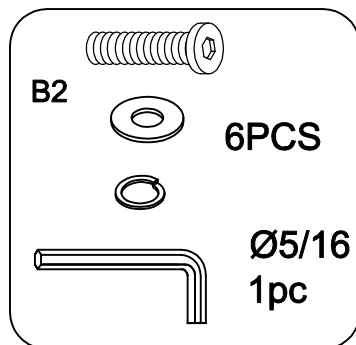
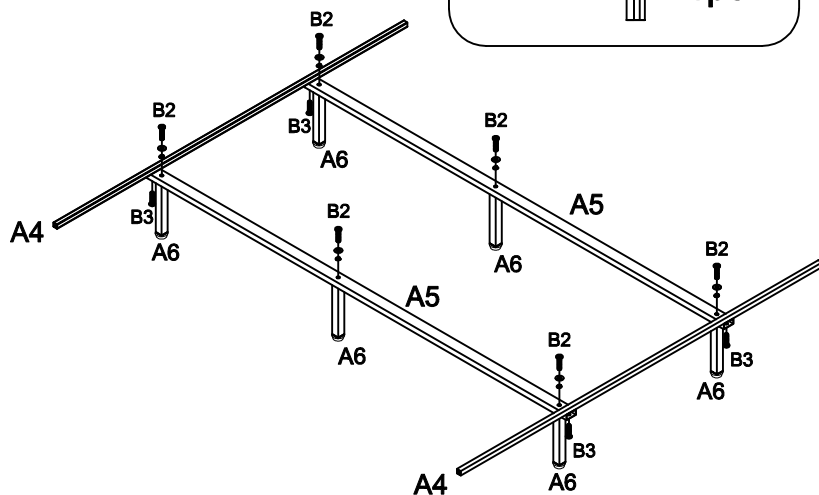
Page 2 of 4

Step: 1

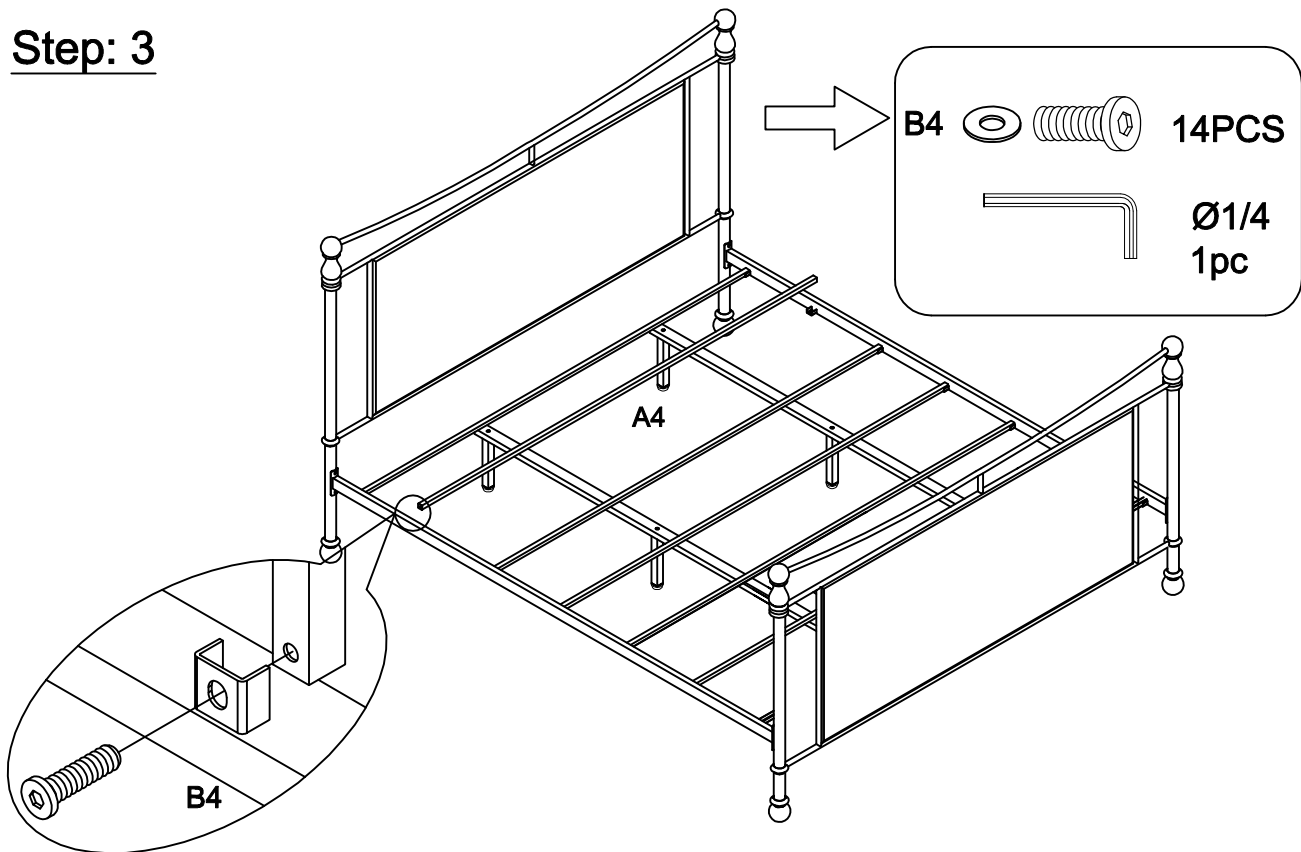


DO NOT TIGHTEN BOLTS UNTIL STEP 4

Step: 2

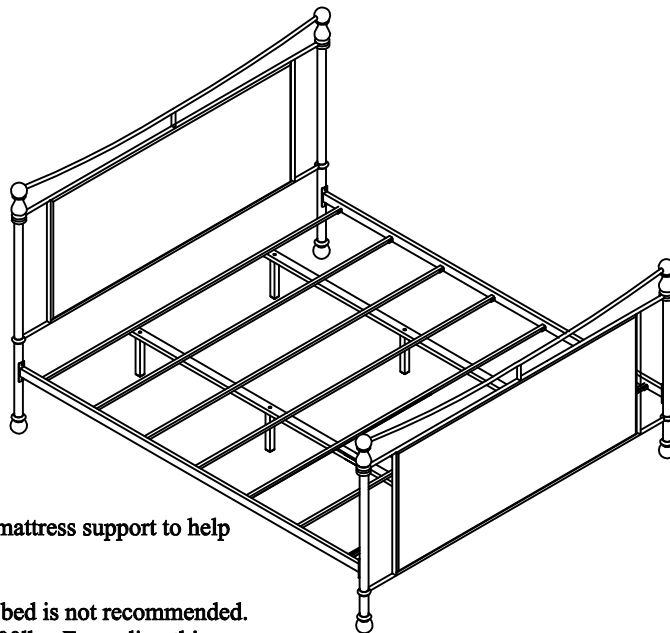


Step: 3



DO NOT TIGHTEN BOLTS UNTIL STEP 4

Step: 4



Warning:

- 1). Always use the recommended size of mattress or mattress support to help prevent the likelihood of entrapment or falls.
- 2). For your safety do not jump on the bed.
- 3). The use of water or sleep flotation mattress on the bed is not recommended.
- 4). The weight load on the bed should never exceed 800lbs. Exceeding this weight limit may cause the bed to collapse, resulting in serious personal injury and property damage.

PLEASE TIGHTEN ALL BOLTS AT THIS POINT.