





## ASSEMBLY INSTRUCTIONS

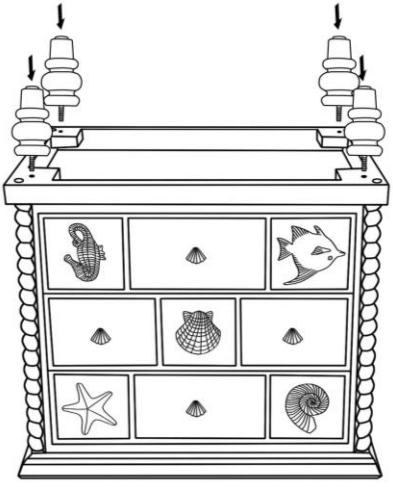
### SF25197

#### IMPORTANT


- We suggest you read this leaflet and follow the simple step-by-step instructions.
- Carefully check that you have all parts before beginning assembly.
- Keep fittings out of children's reach and keep children well away from the assembly area.
- We recommend using the packaging to protect surfaces during assembly.

No	Illustration	Description	QTY	No	Illustration	Description	QTY
A		Cabinet	1	B		Leg	4



1



2

*Remark: Leg levelers can be adjusted for stability on uneven surfaces.*