

## NOTICE

- \* Please make sure that you have all parts indicated and they are in good condition before you begin assembly of this item. Refer to part list and hardware list below for guidance.
- \* This item should be assembled on a soft surface to prevent scratching the finish during assembly.
- \* This item may require periodic tightening.
- \* If you are having difficulty, our friendly Customer Care team is always here to help. Please email [customersupport@safavieh.com](mailto:customersupport@safavieh.com)










## PREPARATION

- \* Before beginning assembly of product, make sure all parts are present. Compare parts with part contents list and hardware contents list.
- \* If any part is missing or damaged, do not attempt to assemble the product.
- \* Estimated Assembly Time: 30 minutes.
- \* Tools Required for Assembly (included): Allen Key.

## CARE AND MAINTENANCE

**WOOD CARE:** Adhesive felt pads should always be applied to areas of furniture which make direct contact with flooring, said application will prevent damage to the furniture and or surfaces on which the furniture lies. Objects placed on articles of furniture should rest on non abrasive material as to prevent damage to the wood finish. Wipe up spills immediately and avoid common hazards such as hot dishes, harsh solvents and abrasives. Cleaning should be done with a soft lint free cotton cloth dampened with water or furniture polish.

## Part List and Hardware List


PIECE	DESCRIPTION	PICTURE	QTY
A	Table Top		1x
B	H Shaped Leg		2x
C	T Shaped Leg		2x
D	Bottom Stretcher		1x
E	Mounting Plate		2x
HW1	Hex Socket Bolt 1/4"-20 x 0.625"		8x
HW2	Hex Socket Bolt 1/4"-20 x 1.25"		12x
HW3	Crisscross metal plate 3.0 x 90 x 90mm		2x
HW4	Allen Key 4mm		1x

# SAFAVIEH

## C O U T U R E

Model# SFV2154

Product Dimensions: 54"W x 18"D x 30"H



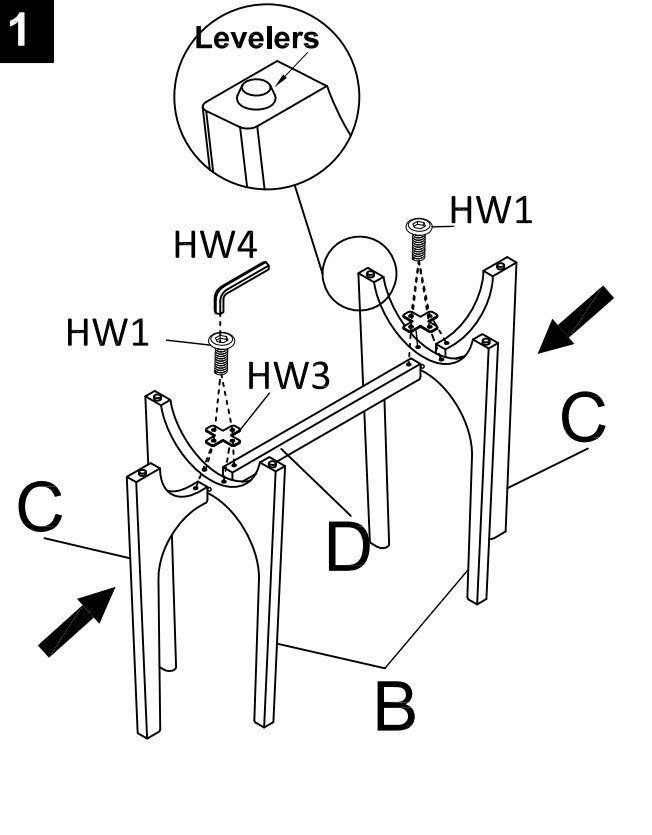
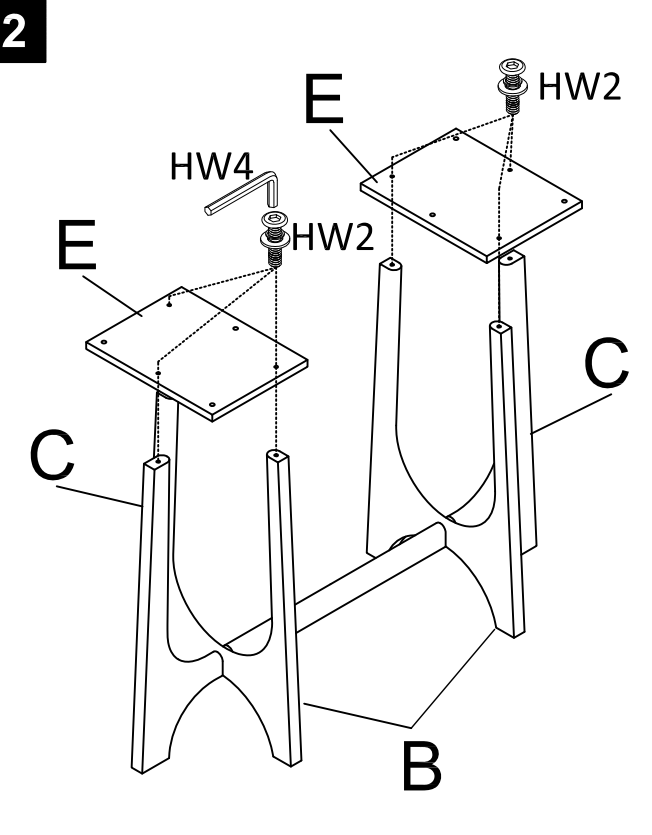
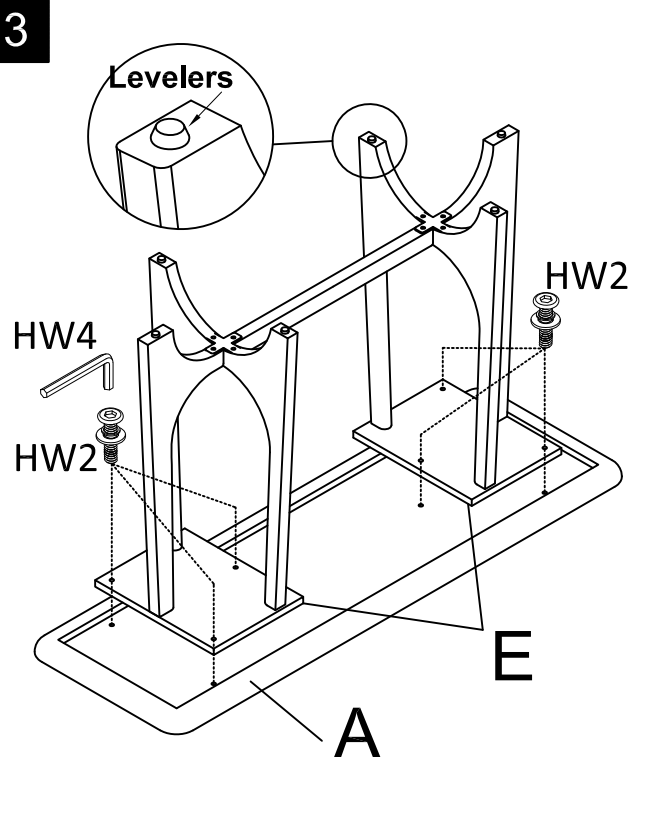
**Weight capacity: 50 lbs**

**Warning : Do not stand on product**

**Warning : Do not over torque bolts**

## PREPARATION

- \* Before beginning assembly of product, make sure all parts are present. Compare parts with part contents list and hardware contents list.
- \* If any part is missing or damaged, do not attempt to assemble the product.
- \* Estimated Assembly Time: 30 minutes.
- \* Tools Required for Assembly (included): Allen Key.
- \* If you are having difficulty, our friendly Customer Care team is always here to help. Please email [customersupport@safavieh.com](mailto:customersupport@safavieh.com)

<p><b>1</b></p> 	<p><b>2</b></p> 	<p><b>3</b></p> 
<p><b>Step 1</b></p> <p>Attach Bottom Stretcher (D) to the inserts of 2*H Shaped Leg(B)&amp;T Shaped Leg(C), line up Crisscross Metal Plate (HW3) with the assembled legs then use Allen Key (HW4) to lock 8*Hex Socket Bolts (HW1) through Crisscross Metal Plate (HW3) to the assembled legs.</p>	<p><b>Step 2</b></p> <p>Line up 2* Mounting Plate (E) with the top of each leg, then use Allen Key (HW4) to lock 6*Hex Socket Bolts (HW2) through Mounting Plate (E) to the top of assembled legs (B)(C).</p>	<p><b>Step 3</b></p> <p>Line up Table top (A) with the Mounting Plate (E), then use Allen Key (HW4) to lock 6*Hex Socket Bolts (HW2) thorough Mounting Plate (E) to the bottom of Table top (A)</p> <p>Turn the assembled table upright. Use the levelers to adjust the table if needed.</p> <p>Assembly is now complete.</p>