



Welland

Paige 3 Tier Wall Shelf

Package Content

3 x wood board

2 x shelf bracket

12 x screws

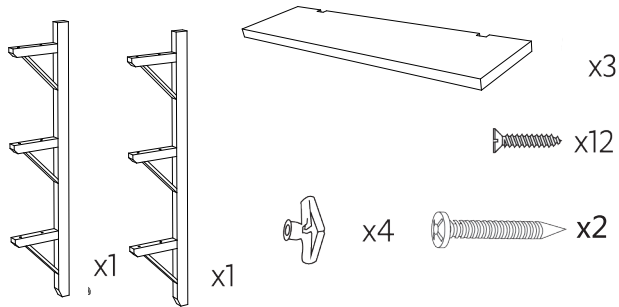
2 x large screws

2 x drywall anchor

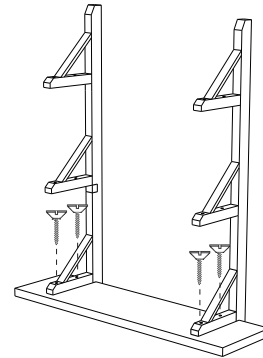
Tools Needed

Screwdriver

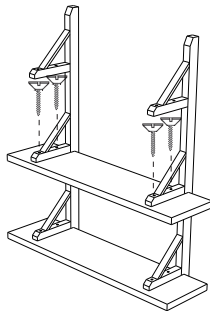
INSTRUCTION



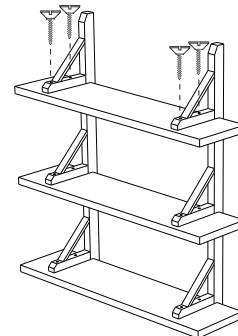
1. Confirm the accessories included in the package.



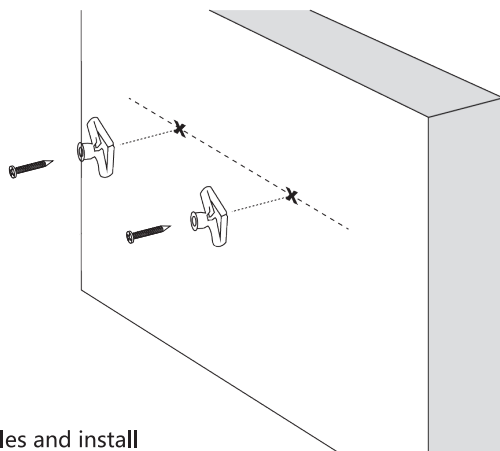
2. Put the wood board on bracket and secure them with screws



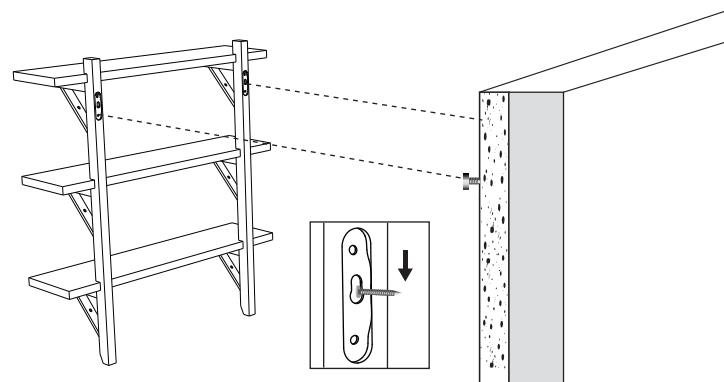
3.



4.



5. Drill holes and install the anchors for screws



6. Mount the floating shelf and slide down till it moves no further

Please install according to the instruction. Welland LLC and its affiliates are not responsible for injury or damage resulting from improper installation or use.

Email us at customerservice@wellandllc.com

* The emission of the chemicals listed in Prop 65 in this product has been tested to meet the standard of CARB ATCM.