




Assembly Instructions



IVAD5030 Classics Folding Adirondack

..... **20-Year Warranty**

To view our full warranty, please visit
ivyterracefurniture.com

..... **Having Trouble?**

If you have questions or concerns regarding
assembly instructions or missing parts,
please contact us at **(800) 920-6434**
or email support@ivyterracefurniture.com

..... **Cleaning Tips**

Keep your Ivy Terrace Furniture™
looking brand new:

For a quick clean:

Simply wipe down with soap and water.

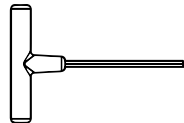
For a deeper clean:

You'll need:


- » 1/3 bleach and 2/3 water solution
- » clean cloth
- » soft bristle brush

Wipe on solution with your cloth
and let it sit on the lumber for a few
minutes (this will not affect the color).
Then, loosen any dirt and debris that
may catch in surface grooves with a
soft bristle brush; hose down to rinse.

TOOLS



4mm T-handle
hex key (included)



7/16" wrench
(not included)

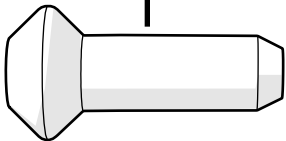
PARTS

A x 2



1.875" Bolt — H.25-20X1.875

B x 2



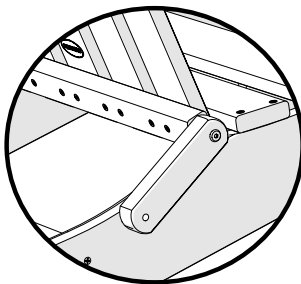
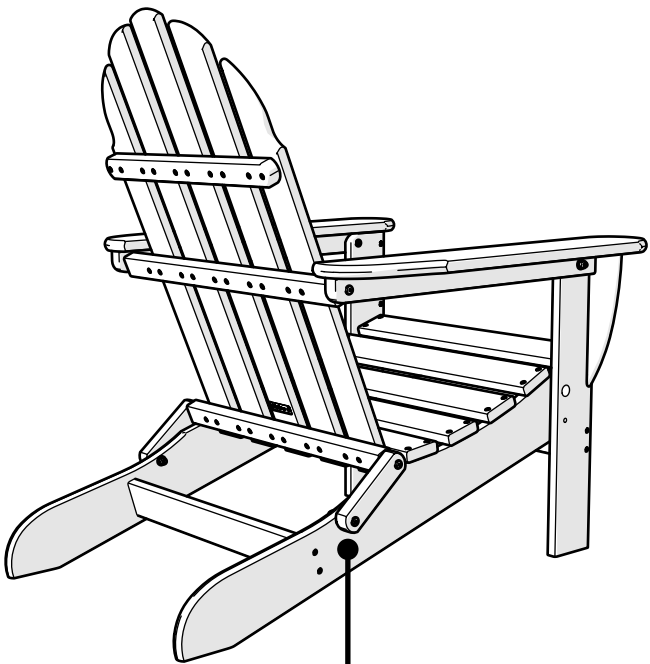
C



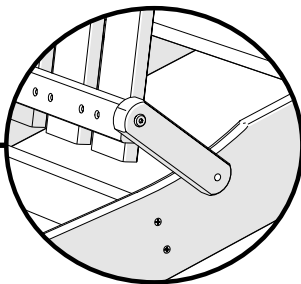
x 2

Flange Nylon Lock Nut
HN.25-20FN

1

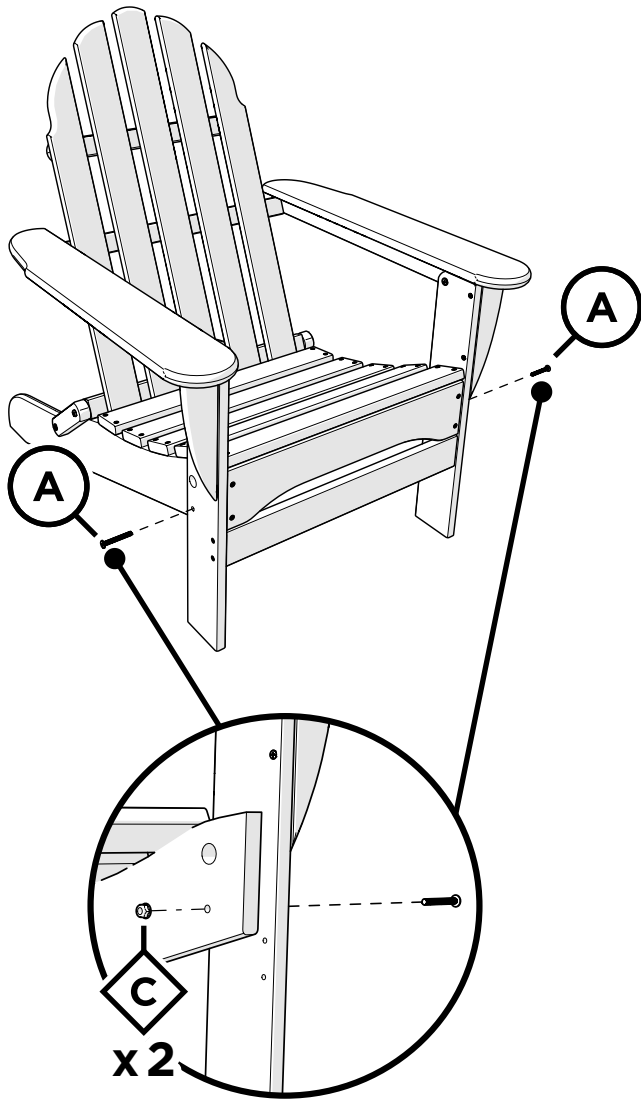


Correct



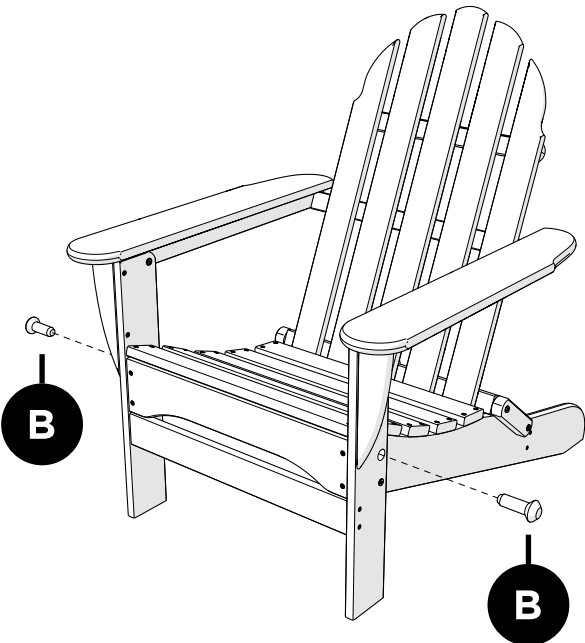
Incorrect

2



x 2

3



NOTE: Please remove pins before folding