









PARTS LIST

No.	DESCRIPTION	IMAGE	Q'TY
P1	TOP		1
P2	LEG 1		2
P3	LEG 2		1

HARDWARE LIST

No.	DESCRIPTION	IMAGE	Q'TY
H1	Bolt Ø1/4" x 20mm		9
H2	Lock Washers Ø1/4"		3
H3	Flat Washers Ø1/4"		3
H4	Allen Key		1
H5	Wooden Plug		6

NOTE: PO# is located underneath/ at the back side of each item. Please be prepared to provide this # should any claim be necessary

CAUTION: Item is heavy assembly should be performed by two people.

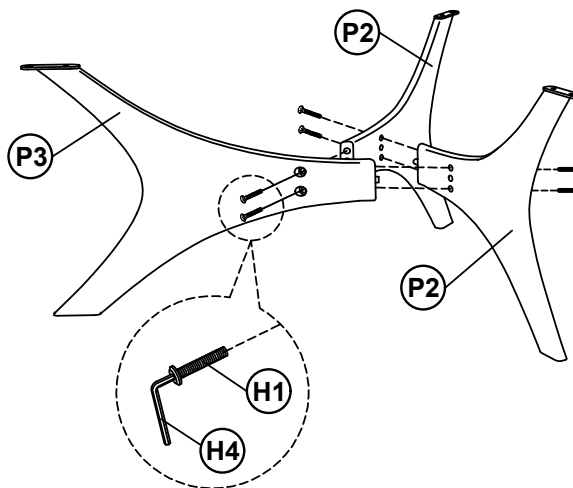
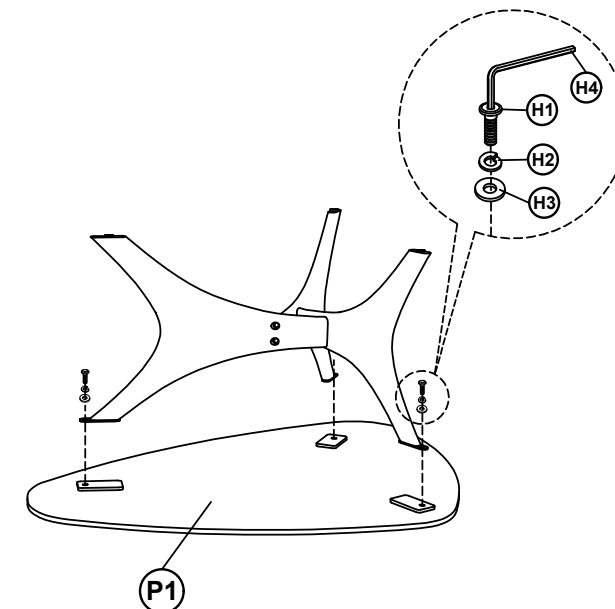
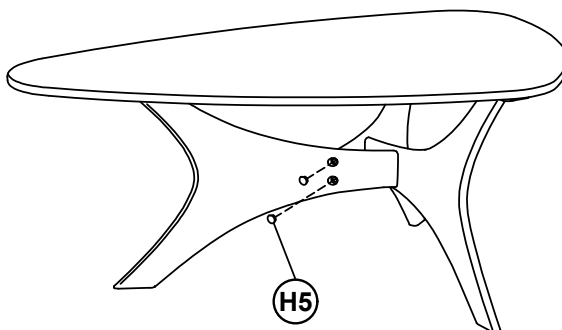
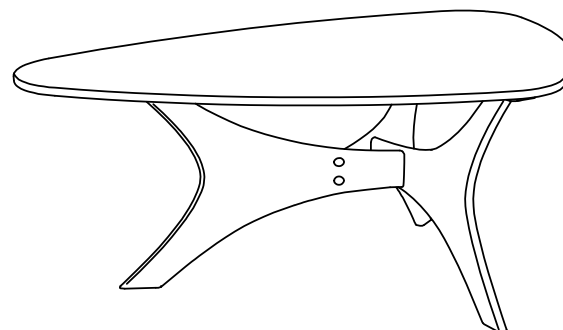
DISCLAIMER:

When properly assembled, this item is safe for intended use. Seller is not liable for any damages resulting from item being improperly assembled after purchase.

ADDITIONAL NOTE ABOUT SAFETY:

BOLTS MAY LOOSEN DURING NORMAL EVERYDAY USE.

THEY SHOULD BE INSPECTED AT LEAST EVERY 3 MONTHS AND RE-TIGHTENED AS NEEDED TO PREVENT DAMAGE OR INJURY, AND ENSURE STABILITY.

1

2

3

4

ASSEMBLED COMPLETE