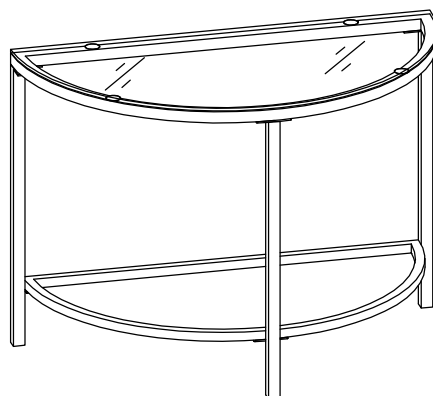


carolina living









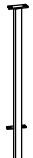
Beautiful Modern Designs

Assembly Instructions

Item # CL2920G-GLD
HALF ROUND CONSOLE TABLE



Thank you for purchasing a Carolina Living company product. This product has been designed for easy assembly and is constructed for durability. Please take the time to read and follow the assembly instructions carefully. If a part or hardware is missing or you have any difficulties in assembling this product, please contact us Toll Free 1-800-228-3876.

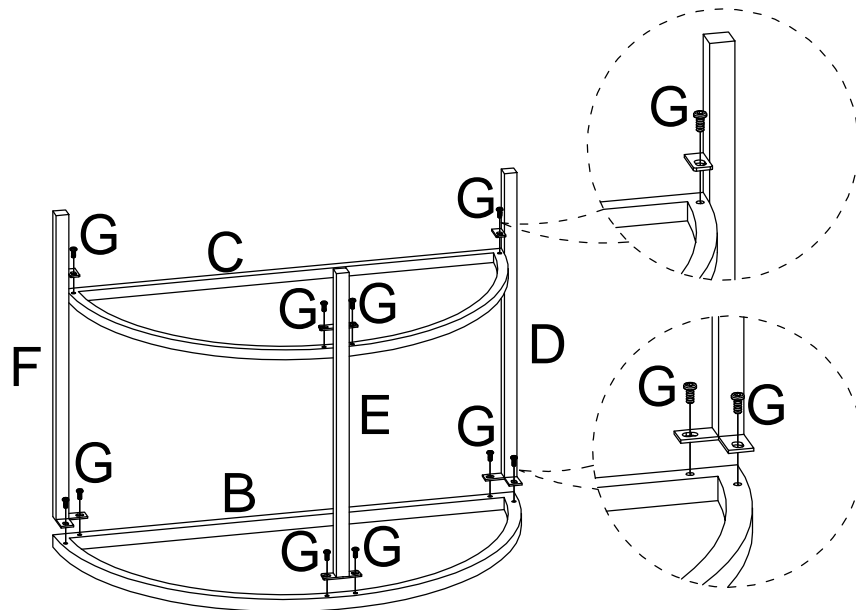
NO.	PART	DESCRIPTION	Q'TY	NO.	PARTS	DESCRIPTION	Q'TY
A		Glass Top	1PC	F		Right Leg	1PC
B		Top Frame	1PC	G		Allen Head Bolt 12mm	10PCS
C		Bottom Frame	1PC	H		Suction Cups	4PCS
D		Left Leg	1PC	I		Allen Head Wrench	1PC
E		Middle Leg	1PC				

carolina living

Beautiful Modern Designs

Assembly Instructions
Item # CL2920G-GLD

STEP 1



STEP 2

