

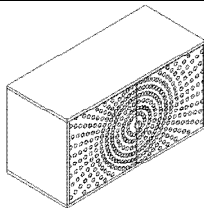

CARE AND MAINTENANCE

Always use felt pads under all articles to prevent discoloration or softening of the lacquer. Plastic and rubber bases on items can discolor wood. Wipe up spills immediately and avoid Common hazards such as hot dishes, harsh solvents and abrasives. Cleaning should be done with a soft line free cotton cloth dampened with water or furniture polish. On highly used surfaces we recommend applying a quality paste wax, which should be used on a regular basis to provide additional protection from scratches and spills. How often you apply the wax depends on how much wear the furniture receives.

NOTICE

- * Please make sure that you have all parts indicated before you begin assembly of this item.
- * This item should be assembled on a soft surface to prevent scratching the finish during assembly.
- * This item may require periodic tightening.

Part List and Hardware List

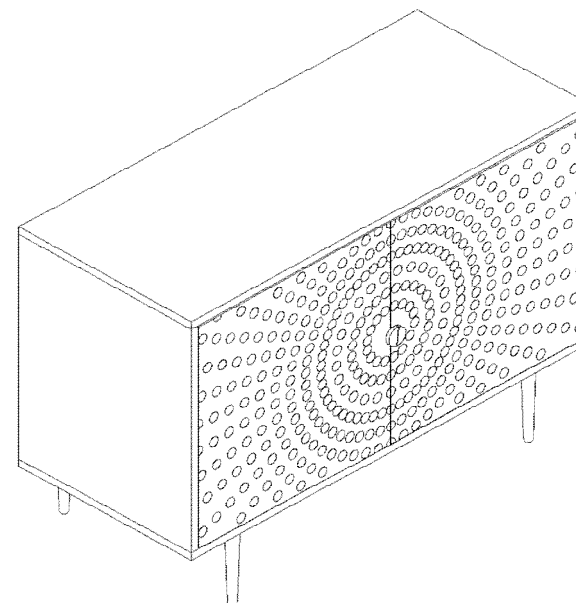
PIECE	DESCRIPTION	PICTURE	QUANTITY
A	CABINET		1X
B	LEG		4X

SAFAVIEH

COUTURE

Model #SFV5524A

Product dimensions: 46"Wx20"Dx36"H



Weight capacity: 150 LBS

WARNING: DO NOT STAND ON SIDE BOARD

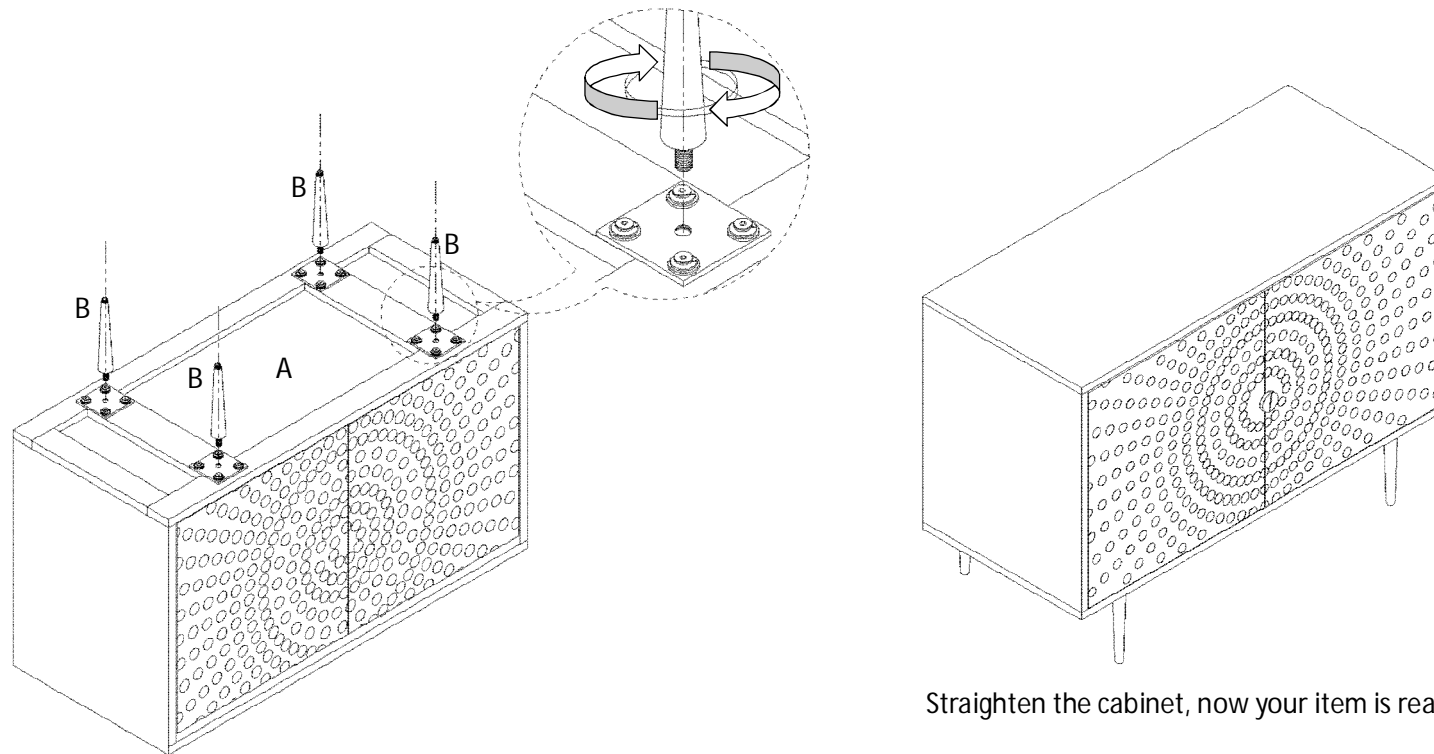
WARNING: DO NOT OVER TORQUE BOLTS/SCREWS

PREPARATION

Before beginning assembly of product, make sure all parts are present. Compare parts with package contents list and hardware contents list. If any part is missing or damaged, do not attempt to assemble the product.

Estimated assembly time: 10 minutes.

Step 1 Put the cabinet (A) upside down on a soft surface, attach the leg (B) to the cabinet (A) and rotate it clockwise as shown in figure.



Straighten the cabinet, now your item is ready to use.