




# CAROLINA FORGE

## Assembly Instructions

Item # BX1324  
COUNTER STOOL



Thank you for purchasing a Carolina Forge Company product. This product has been designed for easy assembly and is constructed for durability. Please take the time to read and follow the assembly instructions carefully. If a part or hardware is missing or you have any difficulties in assembling this product, please contact us Toll Free 1-800-228-3876.

NO.	PARTS	DESCRIPTION	Q'TY	NO.	PARTS	DESCRIPTION	Q'TY
A		Seat	1PC	B		Leg	4PCS
C		Cross-Bar	1PC	D		Footrest	1PC
E		Allen Head Bolt M6 x 12	12PCS	F		Flat Washer	12PCS
G		Spring Washer	12PCS	H		Allen Head Wrench 4MM	1PC

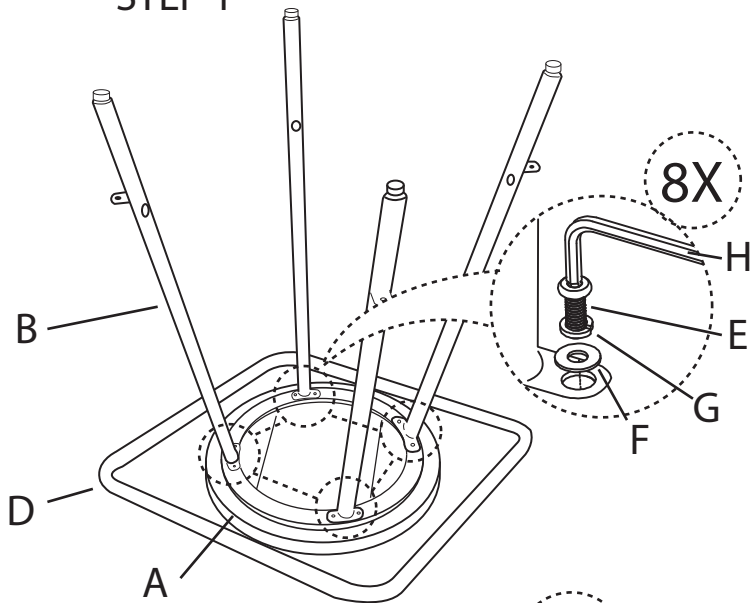


# CAROLINA FORGE

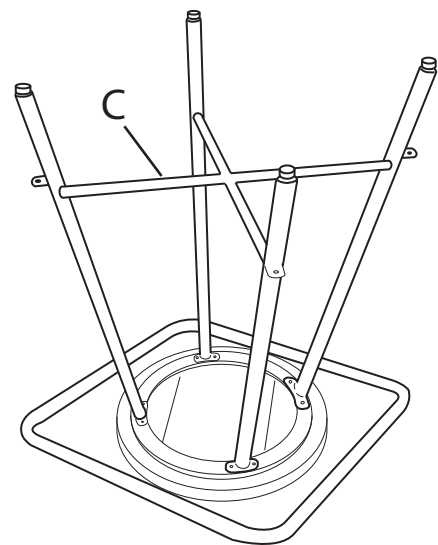
## Assembly Instructions

Item # BX1324  
COUNTER STOOL

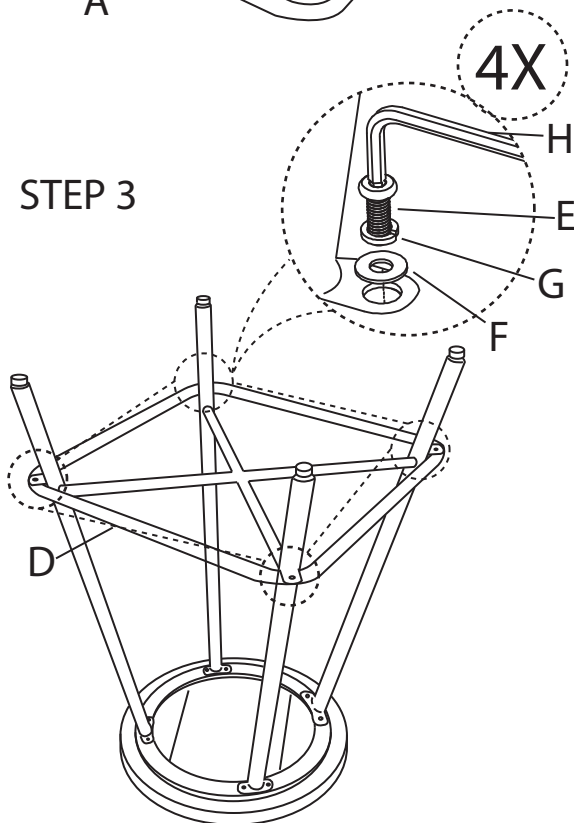
### STEP 1




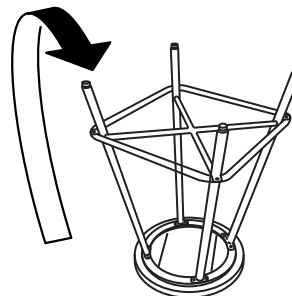
### STEP 2



### STEP 3



### STEP 4



Please Note:  
Do not tighten screws  
completely until stool is  
fully assembled.