



## Memoirs® Stately Comfort Height®

Comfort Height® Two-Piece Toilet  
K-6669

### Features

- Two-piece toilet.
- Elongated bowl offers added room and comfort.
- Comfort Height® feature offers chair-height seating that makes sitting down and standing up easier for most adults.
- 1.28 gallons per flush (gpf).
- Concealed trapway and Clean Caps® low-profile bolt caps facilitate easier cleaning and enhance design.
- Standard left-hand Polished Chrome trip lever included.
- Combination consists of the K-5626 bowl and the K-4434 tank.
- Coordinates with other products in the Memoirs collection.

### Technology

- Single-flush gravity uses the force of gravity and a precision-engineered tank, bowl, and trapway to create a strong siphon during flushing.
- AquaPiston canister allows water to flow into the bowl from all sides (360 degrees), increasing the power and effectiveness of the flush.
- Flush valve's 3:2 ratio harnesses the natural force of gravity and optimizes flush performance.
- Durable canister design has 90% less exposed seal material than a 3-inch flapper, for leak-free performance.
- Light-touch canister flush requires a lower actuation force than a flapper.

### Installation

- Standard 12-inch rough-in.
- Three-bolt installation.
- Seat and supply line not included.

### Water Conservation & Rebates

- WaterSense®-labeled toilets meet strict EPA flushing guidelines, including using at least 20 percent less water than 1.6-gallon toilets.
- Eligible for consumer rebates in some municipalities.

### Recommended Products/Accessories

K-4636 Cachet® Quiet-Close™ Elongated Toilet Seat  
K-5588 Purefresh® Elongated Toilet Seat  
K-4108 C3®-230 Elongated Cleansing Toilet Seat  
K-9167-L Trip Lever  
K-484 Trip Lever  
1023457 Wax Ring/Hardware Kit  
1265114 Connector Hose



ADA CSA B651 OBC

### Codes/Standards







ASME A112.19.2/CSA B45.1  
DOE - Energy Policy Act 1992  
EPA WaterSense®  
California Energy Commission (CEC)  
ADA  
ICC/ANSI A117.1  
CSA B651  
OBC

### KOHLER® One-Year Limited Warranty

See website for detailed warranty information.

### Available Colors/Finishes

*Color tiles intended for reference only.*

Color	Code	Description
	0	White
	96	Biscuit
	47	Almond
	NY	Dune
	95	Ice™ Grey
	G9	Sandbar

1-800-4KOHLER (1-800-456-4537)

Kohler Co. reserves the right to make revisions without notice to product specifications.

For the most current Specification Sheet, go to [www.kohler.com](http://www.kohler.com).

3-18-2019 10:15 - US/CA

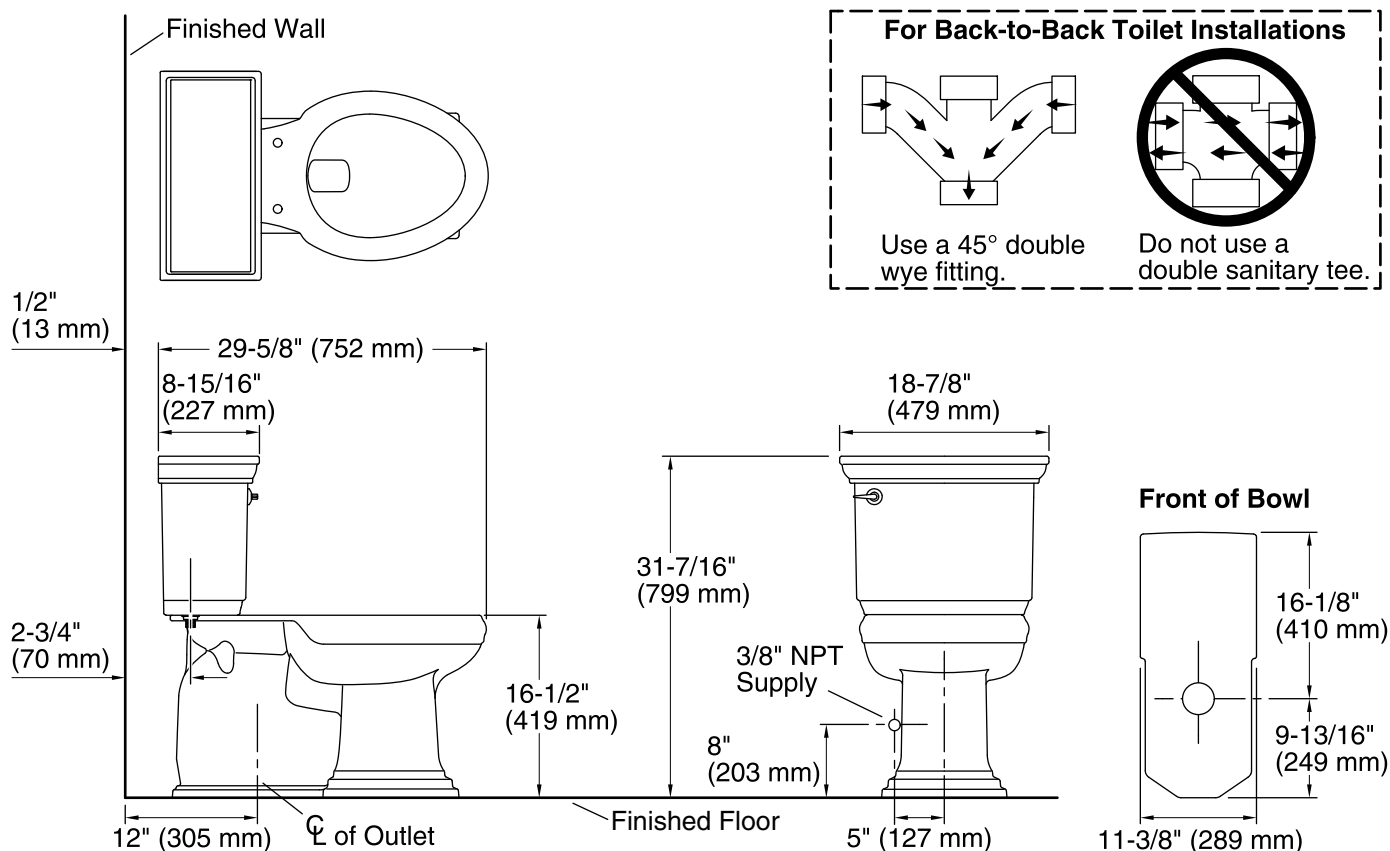
THE BOLD LOOK  
OF **KOHLER**®



## Memoirs® Stately Comfort Height®

Comfort Height® Two-Piece Toilet

K-6669



### Technical Information

All product dimensions are nominal.

Toilet type:	Two-piece
Bowl shape:	Elongated
Flush type:	AquaPiston®
Trap passageway:	2" (51 mm)
Water Consumption	
Full:	1.28 gpf (4.8 lpf)
Water surface size:	11-1/8" x 8-1/2" (283 mm x 216 mm)
Rim to water surface:	5-3/8" (137 mm)
Rough-in:	12" (305 mm)

### Notes

Install this product according to the installation instructions.

For back-to-back toilet installations: Use only a 45° double wye fitting.

ADA, OBC, CSA B651 compliant when installed to the specific requirements of these regulations.

Plumbing codes may require elongated toilets and elongated, open-front seats in public bathrooms.

Accessibility standards may require controls to be located on the open side of the toilet.