









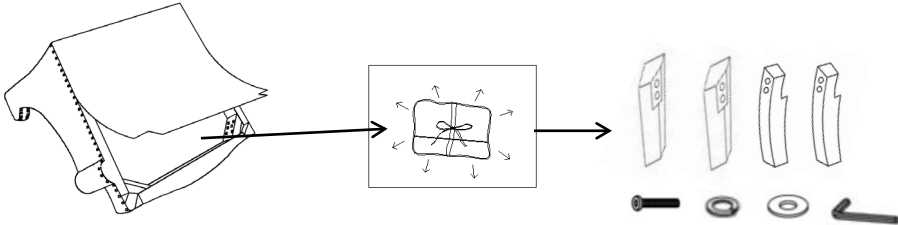
MADISONPARK

Assembly Instruction--Accent Chair

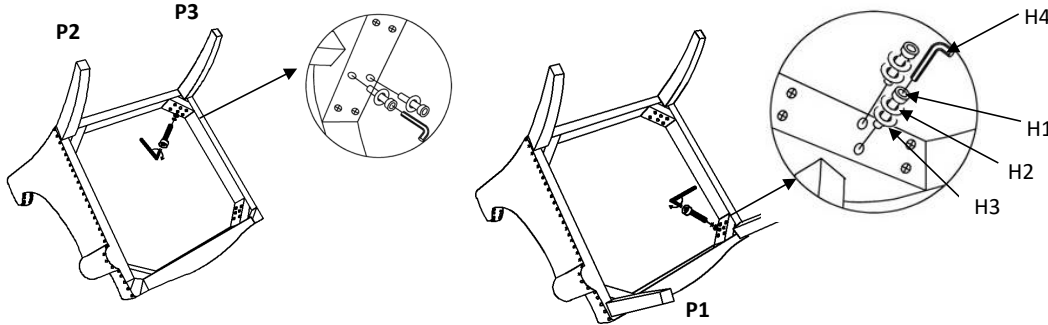
PARTS #	PARTS NAME	DRAWING	QTY
P1	FRONT LEGS		2
P2	BACK RIGHT LEGS		1
P3	BACK LEFT LEGS		1
P4	CHAIR		1

Hardware#	PARTS NAME	DRAWING	QTY
H1	Bolts $\phi 5/16 \times 2-3/16$ "		8
H2	Lock Washers $\phi 5/16$ "		8
H3	Flat Washers $\phi 5/16$ "		8
H4	Allen Wrench $\phi 1/4$ "		1

1. Turn the chair upside down and lay on protective carpet ,open the black fabric of the bottom,and take out the legs underneath the seat.



2. Attach the chair legs(P1,P2,P3) to seat frame, insert the bolts (H1) and lock washer(H2) and flat washers (H3). then tighten the bolts with allen wrench (H4)



3. Level the chair and place it upright on a level surface. Assemble is complete .

