



HOOKEE
— FURNITURE —

ASSEMBLY INSTRUCTION

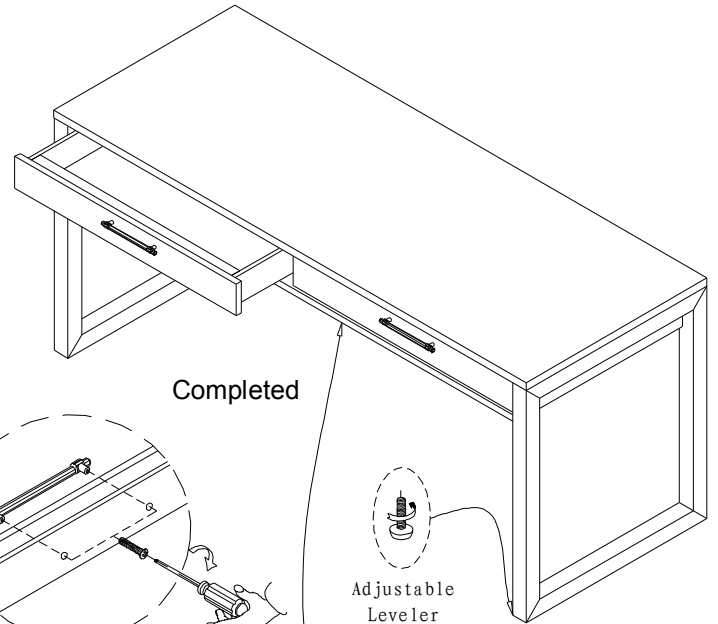
Item: 1600-10473-DKW-Tall Left/Right/Freestanding Desk

Thank you for purchasing this quality product. Be sure to unpack carefully looking for small parts which may have come loose during shipment.

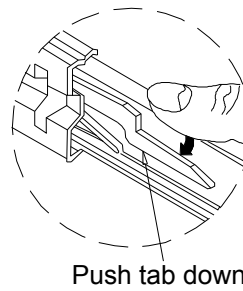
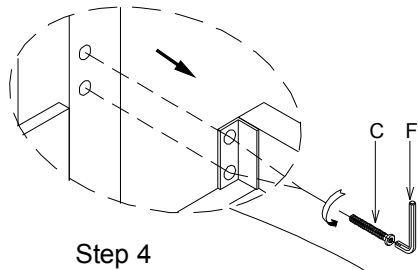
Read all instruction and study the drawing carefully before starting the assembly process

HARDWARE PACK

NO	DRAWING	DESCRIPTION	SIZE	Q'TY
A		SCREW	8#*5/8"	7pcs
B		BOLT	Φ 1/4"*1-1/2"	6pcs
C		BOLT	Φ 1/4"*1"	4pcs
D		LOCK WASHER	Φ 1/4"* Φ 12*3	6pcs
E		FLAT WASHER	Φ 1/4"* Φ 19*2	6pcs
F		ALLEN WRENCH	4mm	1pc
G		BOLT	Φ 1/4"*3/4"	4pcs



Step 5

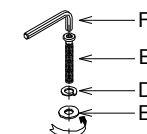


Step 6

Push tab up

Step 3

Step 1



Step 2

