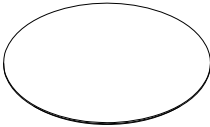
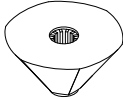
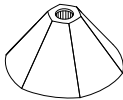









ASSEMBLY INSTRUCTION FOR ACME FURNITURE

MODEL# 77830 Dining Table

Thank you for purchasing this quality product. Be sure to check all packing materials carefully for small parts which may have come loose inside the carton during shipment. Separate, identify, and count all parts and metal hardware. Compare with parts list to be sure all parts are present. If any part(s) are missing or damaged, please contact your local furniture dealer. For efficient and speedy service, please indicate the model number and code letter of the part(s) needed.

***** Do not fully tighten screws until fully assembled *****

COMPONENT PARTS		
DECERPTION	PART NAME	Q'TY(PCS)
①	Desktop 	1pc
②	Upper Base 	1pc
③	Bottom Base 	1pc
④	Pillar 	1pc

HARDWARE REQUIRED:	
Ⓐ 	Bolt 1/4"x3/4" - 4pcs
Ⓑ 	Bolt 5/16"x1-1/2" - 4pcs
Ⓒ 	Washer Ø18xØ9x1.0 - 4pcs
Ⓓ 	Adjustable Foot - 6pcs
Ⓔ 	Allen Wrench M4 - 1pc
Ⓕ 	Allen Wrench M5 - 1pc



Attention:

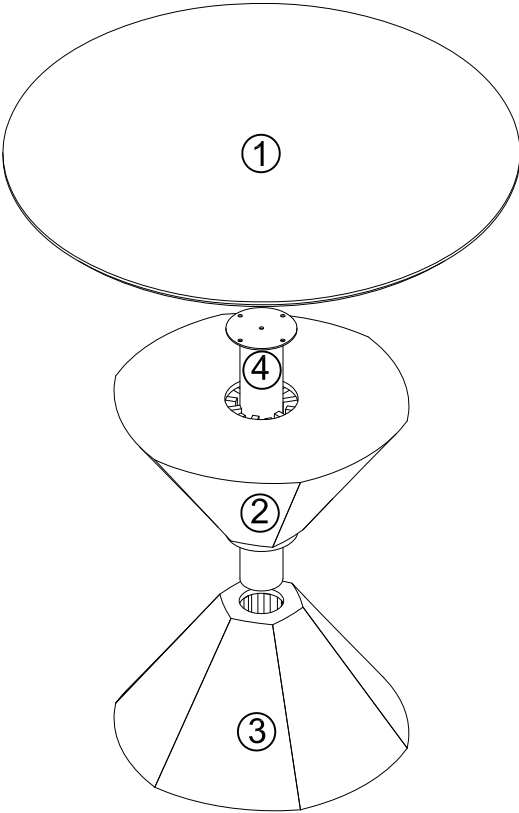
***Mattresses not included.

***Some number parts listed on the instruction sheet may not be in parts bag as they may already be assemble.
Carefully check parts and packing materials prior to odering replacements.

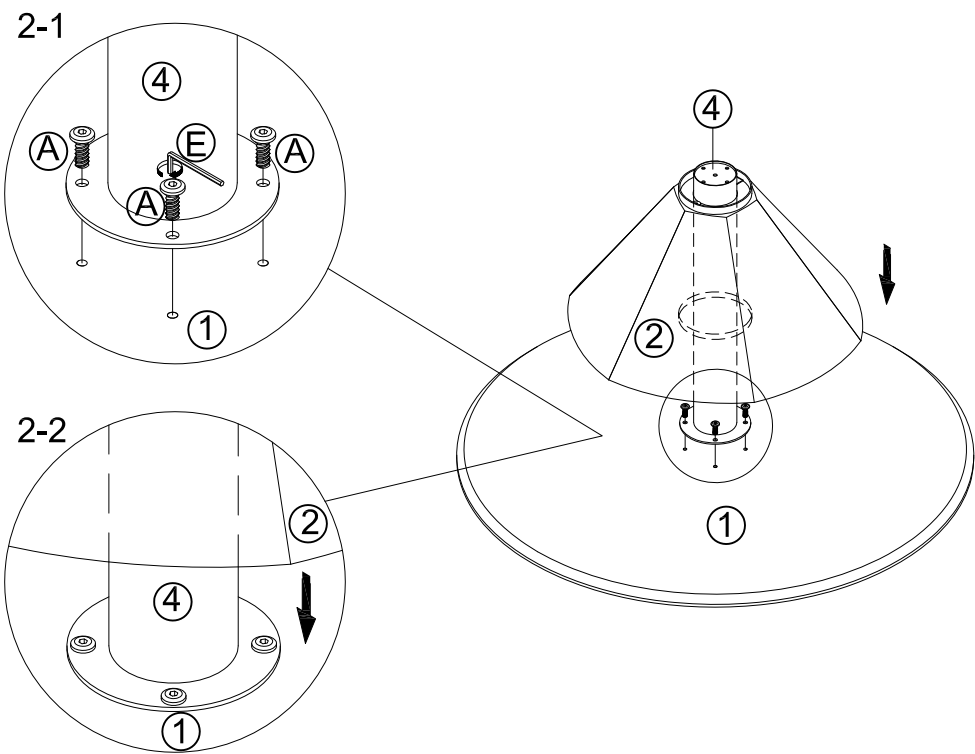
How to Assemble:

STEP 1.

Exploded View



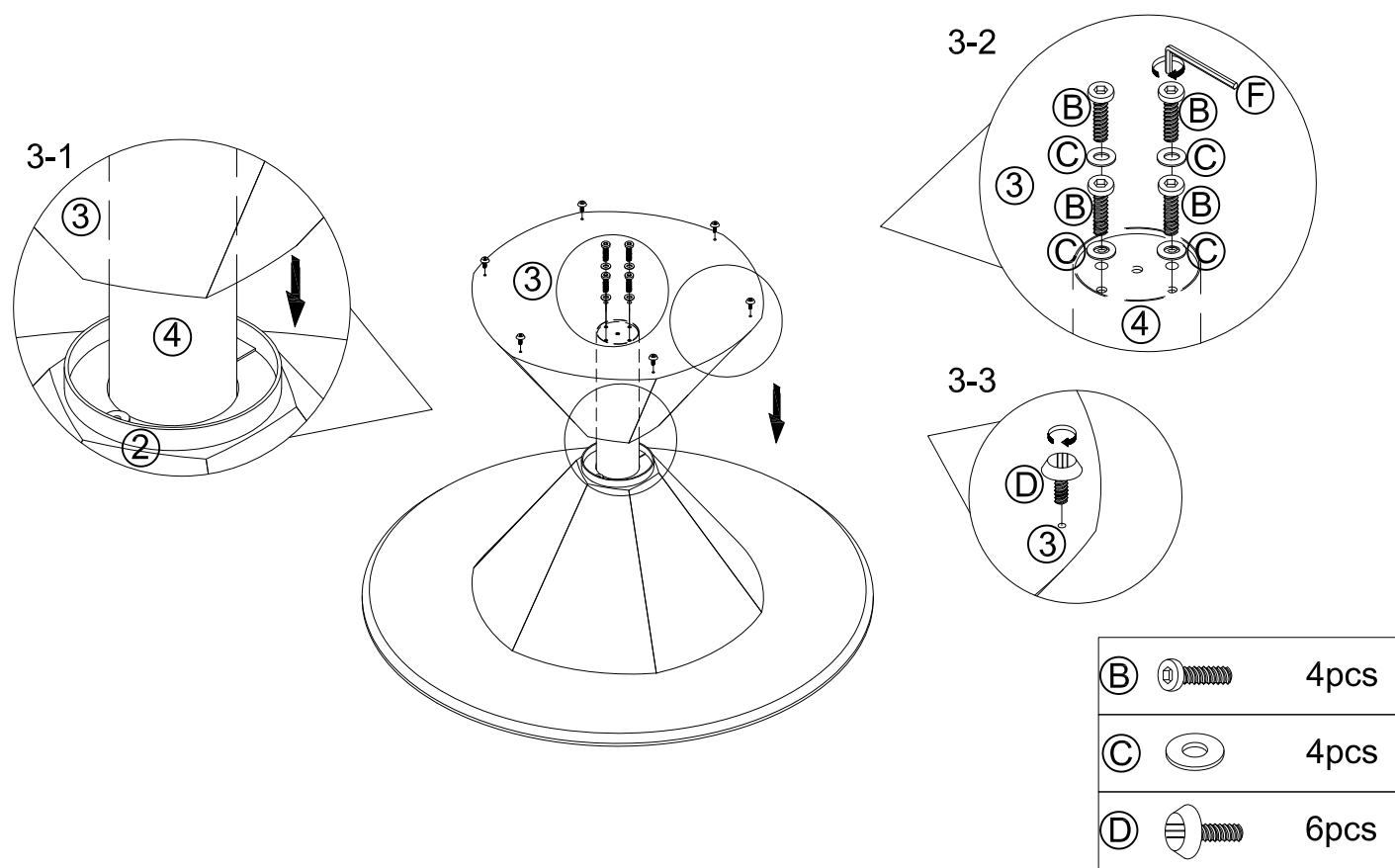
STEP 2.



(A)  4pcs

How to Assemble:

STEP 3.



STEP 4.

