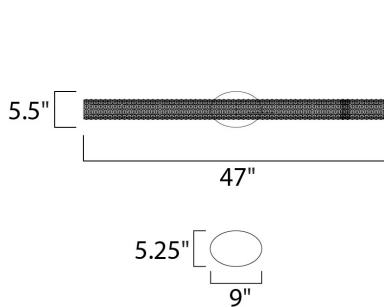


PRODUCT DESCRIPTION

Clear Beveled Crystals are strung onto a continuous wire and wrapped over a tubular metal frame finished in your choice of a high luster Polished Chrome or vibrant Rose Gold. Hidden within the tubular frame is a LED light source, which not only adds beauty and sparkle to the crystal, but adds ample light for the vanity.





MEASUREMENTS

DIMENSION : 47" W x 5.5" H x 5" Ext
BACK PLATE : 5.25" W x 9" H x 2.7" HCO
HANGING WEIGHT : 9.43 lb

LAMPING

INPUT VOLTAGE : 120V
LUMENS : 1,400 Rated
BULB : 1 x 20W LED PCB Integrated , 20W Total
BULB INCLUDED : (Integrated)
DIMMABLE : Triac CL
CRI : 80+ CRI
COLOR_TEMP : 3000K

FINISHES OPTION

 Polished Chrome
 Rose Gold

GLASS

Beveled Crystal BC

MATERIAL

Steel, Crystal

RATINGS

cETLus
Damp Location



ADDITIONAL

INSTALL UP/DOWN: All
OPERATING TEMPERATURE:
-20°C (-4°F), 40°C (104°F)

Always consult a qualified electrician before installing any lighting product.



WESTERN DISTRIBUTION CENTER (HEADQUARTER)
253 NORTH VINELAND AVE | CITY OF INDUSTRY, CA 91746

EASTERN DISTRIBUTION CENTER
4200 SHIRLEY DR. | ATLANTA, GA 30336

P. 626.956.4200 | F. 626.956.4225 | maximlighting.com