


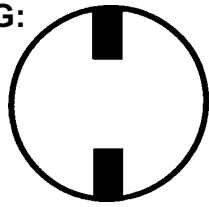
Instructions for electrician STEPS 2 - 21

2

WARNING:

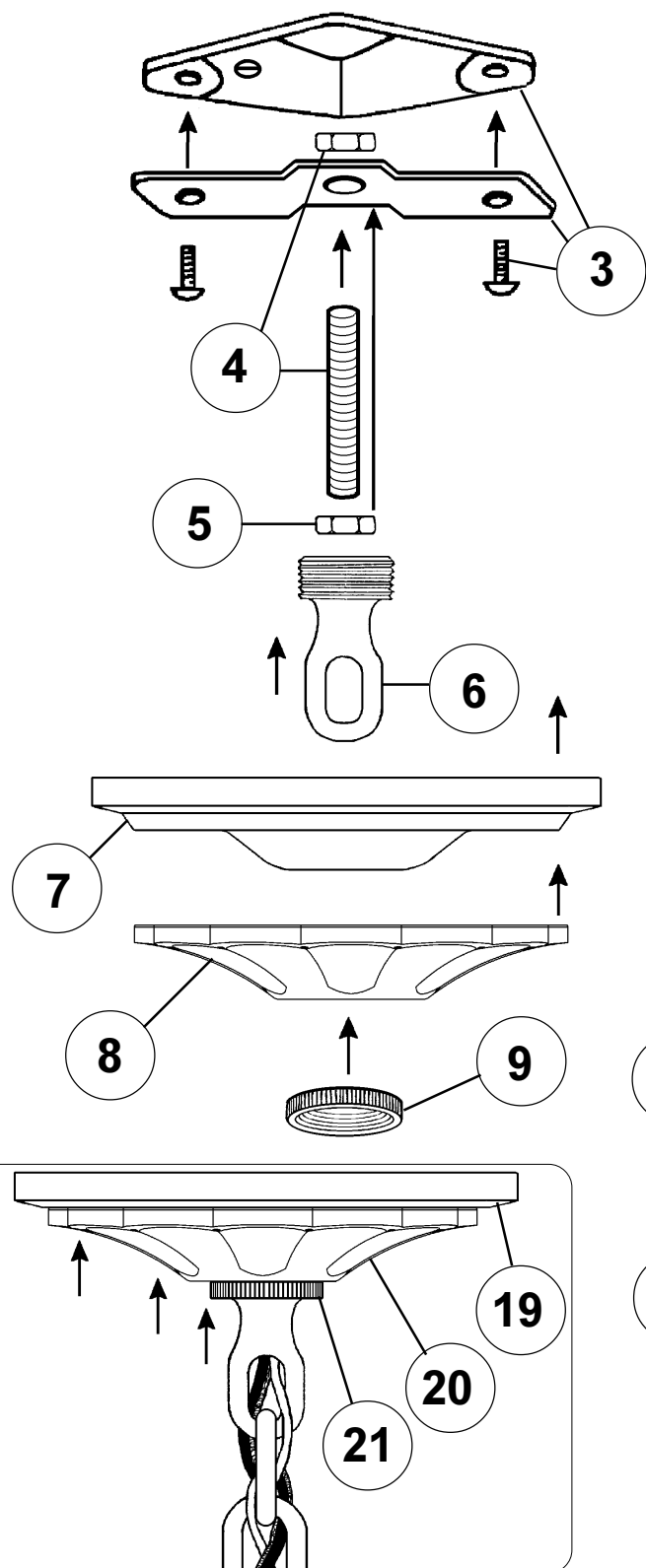
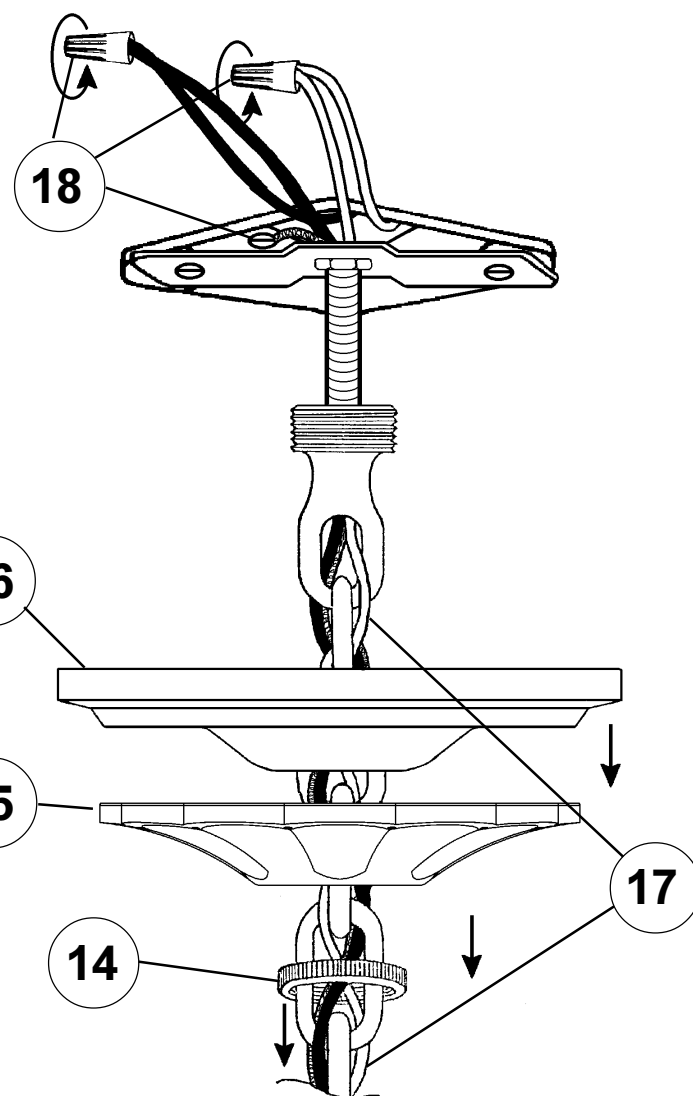
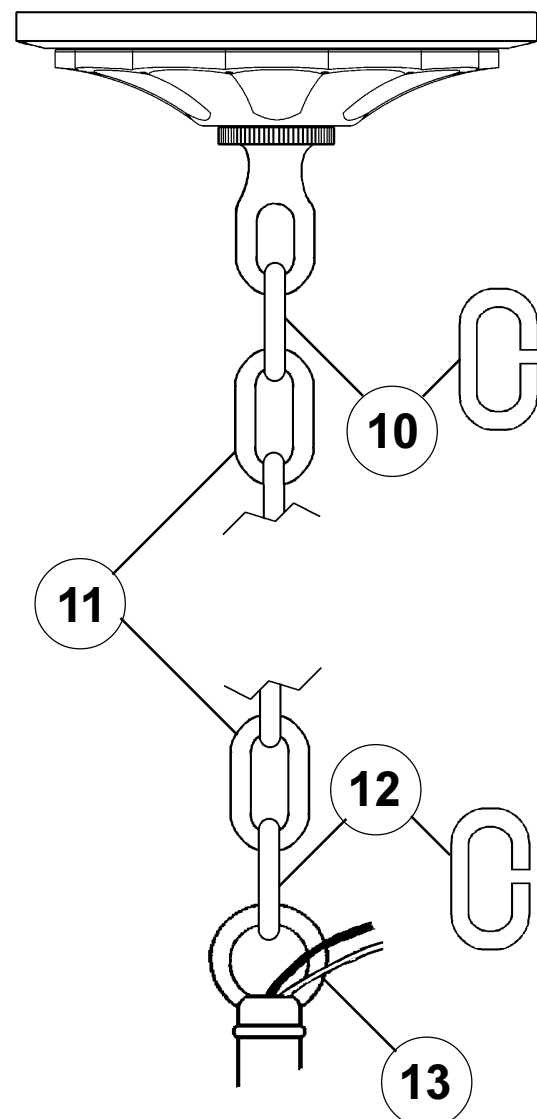


Electrical Danger



Turn Power Off


All electrical components must be installed by a licensed electrician in accordance with the National Electric Code and the appropriate local electrical codes.



CHANDELIER 9678-_____ TRIM DIAGRAM

(Finish Option) (Trim Option)

THIS DESIGN IS THE PROPRIETARY TRADE DRESS/TRADEMARK OF SCHONBEK WORLDWIDE LIGHTING INC.



8 Lights
Diameter: 29 1/2"
Body Length: 28"
Hanging Weight: 20 lbs.

SCHONBEK®

See diagram on back page
Follow steps in exact order
Save this trim diagram for future reference

1


IMPORTANT

Person who opens carton should record the following information for future service.

CODE # _____ Four-digit number on outside of carton.
PACKER # _____ See crystal package label.
ORDER # _____ See crystal package label.

SCHONBEK IS A WORLD LEADER IN CHANDELIER DESIGN. PATENTS INCLUDE:
#D515,727 & #D515,728

Instructions for crystal trimming
STEPS 22 - 26



26

You will need 8 - C10
25 Watts Recommended
60 Watts Max

Install bulbs and be
sure to test fixture
BEFORE trimming.

