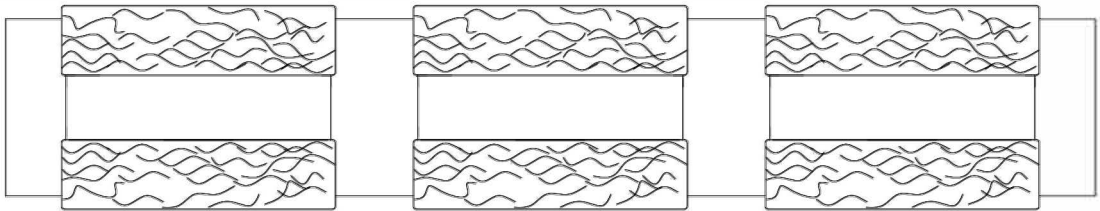




PRODUCT NAME: Ice 2lt/4lt/6lt/8lt Bath Vanity
ITEM NUMBER: 39621/39622/39623/39624IBPC

Please consult your electrician for hanging fixture and wiring.



This fixture is designed to dim with an Electronic Low Voltage dimmer. Dimming levels will vary by dimmer.

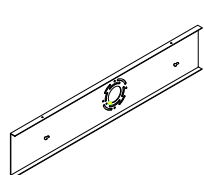
Below is a List of Recommended Dimmers:

- Lutron DVELV-330P
- Lutron MAELV-600M
- Lutron SAELV-153P
- Leviton IPL06-10Z
- Leviton 6674-P0W
- Legrand Tru-Universal ADTP703TU W4

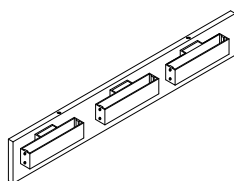
Due to inrush current, wattage should not exceed 150 Watts of product for a 600 Watt dimmer.

Bulb(included): 6*5W
ELV Dimmer recommended

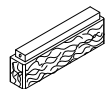
IMPORTANT: Turn off the power at the main fuse or circuit breaker box before starting installation



A



B



C

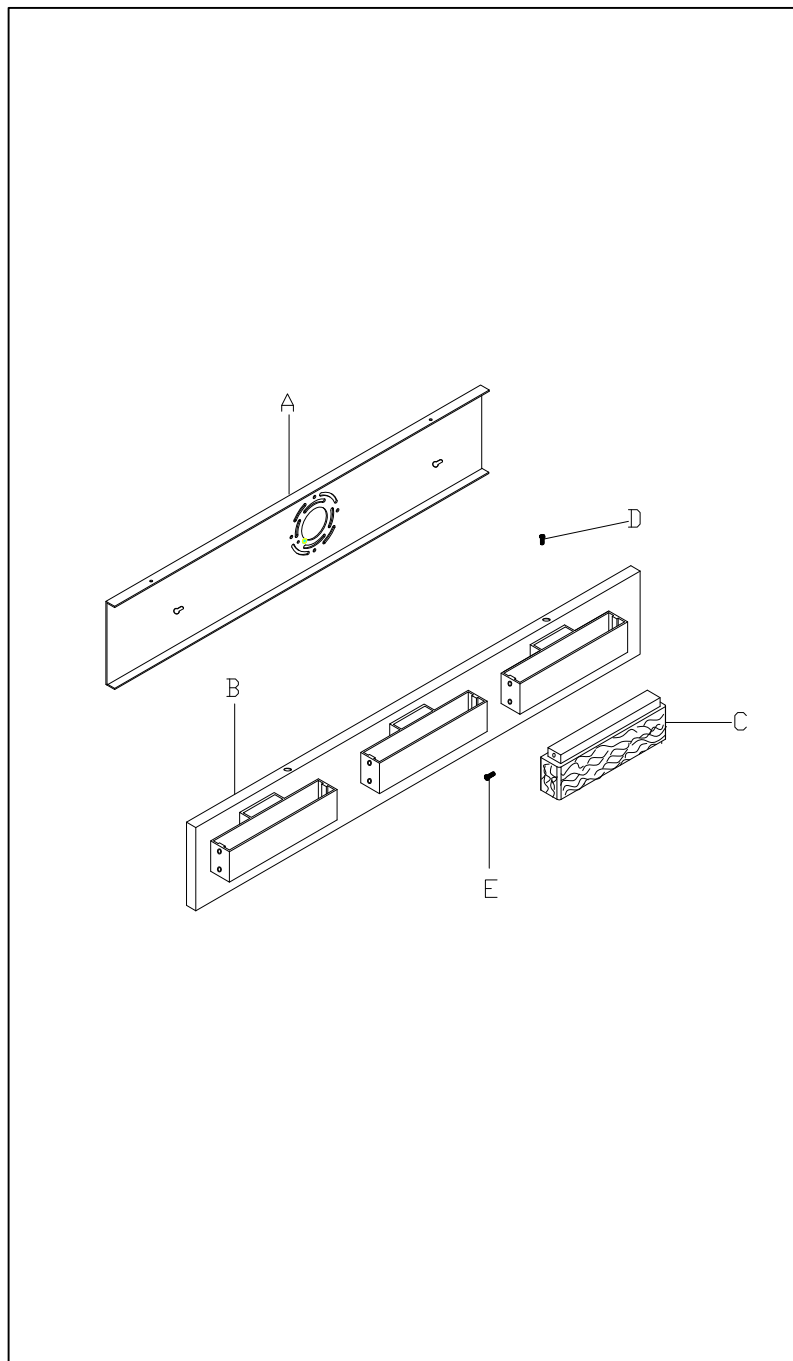


D



E

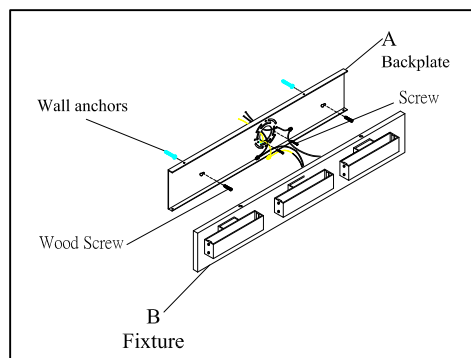
Locate all hardware & components before discarding packaging



Cleaning & Care:

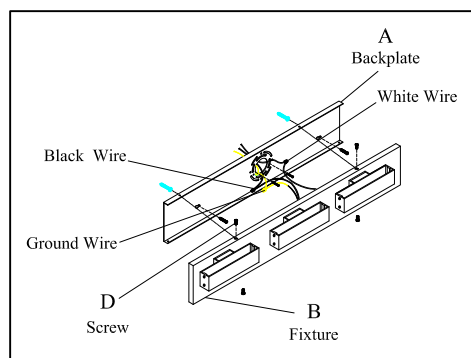
Clean with soft cloth and a mild detergent.
Do not use abrasive cleaner.

1.)



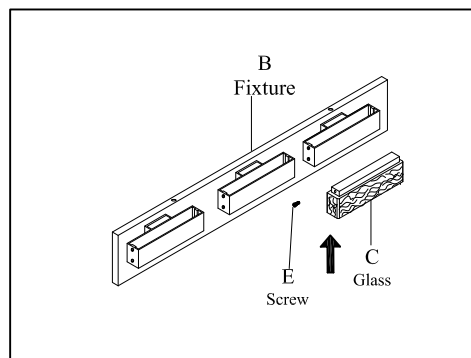
Step.1: Remove backplate (A) from fixture (B) and install to electrical box. Mark where anchors meet the wall. Drill holes using 3/16" ± drill bit where marked. Install backplate (A) to outlet box and attach anchors to secure bracket at ends.

2.)



Step.2: Wire fixture to wires in outlet box. Copper wire is for Ground. Attach fixture (B) to the backplate (A) using screws (D) provided.

3.)



Step.3: Attach glass (C) to fixture (B) using screws (E).