



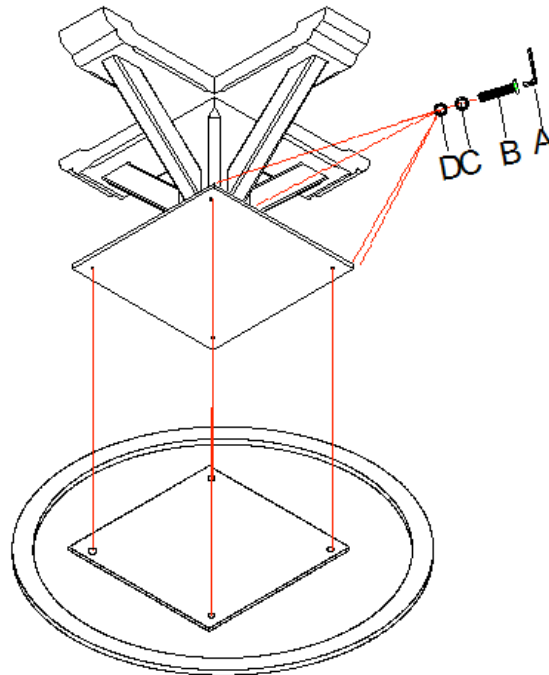
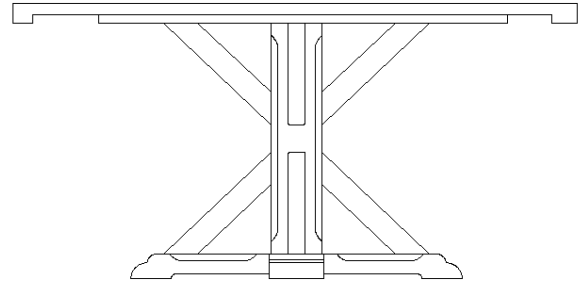


ASSEMBLY INSTRUCTION

Item#: 5401-75003 Round Copper Dining Table Base
5401-75004 60in Round Copper Dining Table Top

** Please make sure you have all parts indicated below prior to assembly.
This table is heavy and can best be assembled with the help of two or more persons.

| NO. | HARDWARE LIST | | Q'TY |
|-----|---|--------------|------|
| A |  | ALLEN WRENCH | 1 |
| B |  | BOLT | 4 |
| C |  | LOCK WASHER | 4 |
| D |  | FLAT WASHER | 4 |



Assembly Steps:

Screw top and base by using 4 bolts (B), 4 lock washers (C) and 4 flat washers (D). Tighten with allen wrench (A) in clockwise direction. (See above diagram)

Cleaning Instruction: Clean finished parts with a damp cloth using a mild dishwashing liquid and water solution. Polish the finish with soft cloth and an industry recognized furniture polish.