

NOTICE

- * Please make sure that you have all parts indicated and they are in good condition before you begin assembly of this item. Refer to part list and hardware list below for guidance.
- * This item should be assembled on a soft surface to prevent scratching the finish during assembly
- * This item may require periodic tightening
- * If you are having difficulty, our friendly Customer Care team is always here to help. Please email

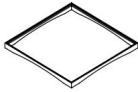

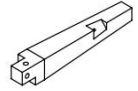

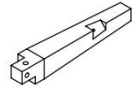



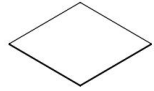

customersupport@safavieh.com

PREPARATION

- * Before beginning assembly of product, make sure all parts are present. Compare parts with part contents list and hardware contents list.
- * If any part is missing or damaged, do not attempt to assemble the product.
- * Estimated Assembly Time: 10 minutes.
- * Tools Required for Assembly (included): Alloy Key

CARE AND MAINTENANCE

Always use felt pads under all articles to prevent discoloration or softening of the lacquer. Plastic and rubber bases on items can discolor wood. Wipe up spills immediately and avoid common hazards such as hot dishes, harsh solvents and abrasives. Cleaning should be done with a soft lint free cotton cloth dampened with water or furniture polish. On highly used surfaces we recommend applying a quality paste wax which should be used on a regular basis to provide additional protection from scratches and spills. How often you apply the wax depends on how much wear the furniture receives.

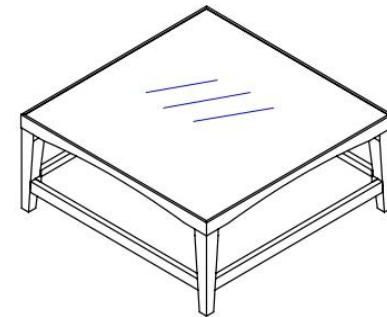
PIECE	DESCRIPTION	PICTURE	QUANTITY	PIECE	DESCRIPTION	PICTURE	QUANTITY
A	Top frame		1x	HW1	Flat washer M6		4x
B	Legs		2x	HW2	Hex Bolt M6x0.5x40mm		8x
C	legs		2x	HW3	Hex Bolt M6x0.5x50mm		4x
D	Shelf		1x	HW4	Allen Key M5		1x
E	Top Glass		1x	HW5	Glass Mat		4x

SAFAVIEH

C O U T U R E

Model# : SFV2312

Product Dimensions:22"Wx22"Dx20"H



Weight Capacity-100 LBS

Warning:Do not stand on Table

Warning:Do not over torque bolts

PREPARATION

Before beginning assembly of product, make sure all parts are present. Compare parts with package contents list and hardware contents list.

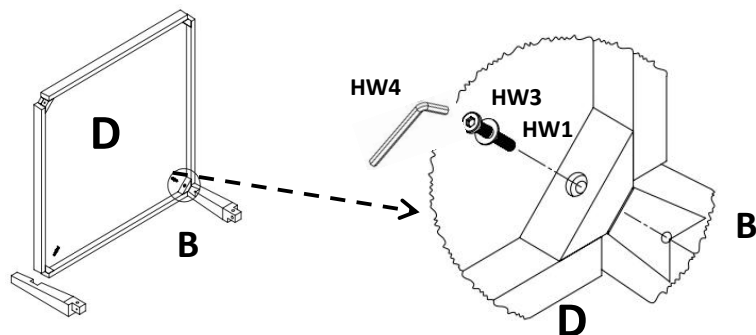
If any part is missing or damaged, do not attempt to assemble the product.

Estimated Assembly Time: 10 minutes.

Tools Required for Assembly (included): Allen Key

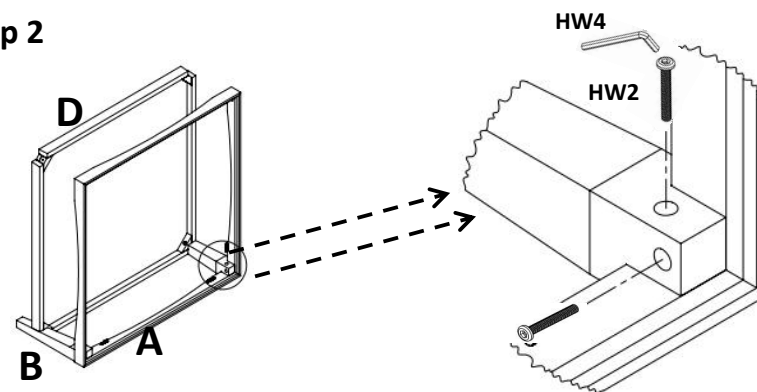
If you are having difficulty, our friendly Customer Care team is always here to help. Please email customersupport@safavieh.com

Step 1



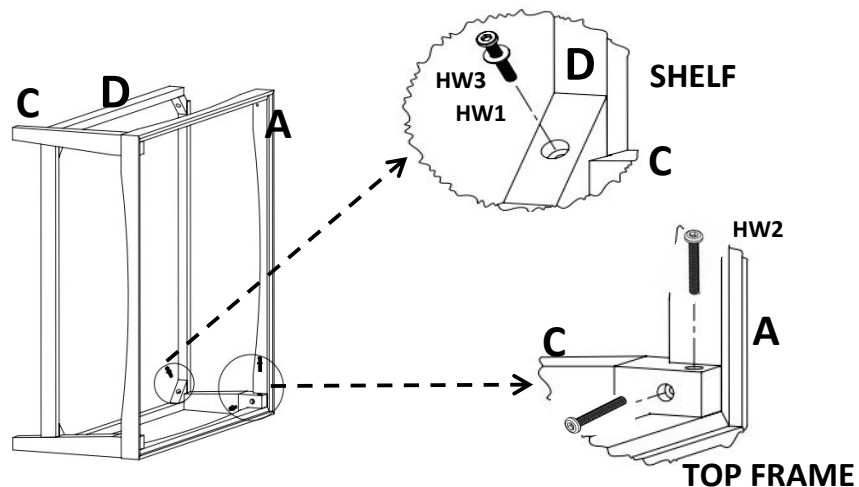
Attach 2 Legs (B) to the shelf (D), tighten it by HW1&HW3;

Step 2



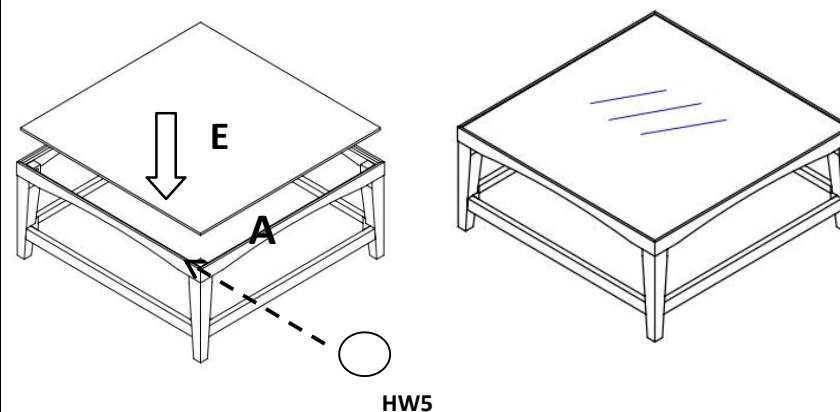
Attach top frame (A) to the legs (B), tighten it by HW2;

Step 3



Repeat Step 1 & 2 for another 2 legs;

Step 4



Put the Glass Mat on corner and Put Top glass(E) into the top frame (A);