










ASSEMBLY INSTRUCTION

Item: 1650-10164 MWD Elon 64in Desk Top
1650-10174 MWD Elon 74in Desk Top
1650-10104 MWD Elon Desk Base



Thank you for purchasing this quality product. Be sure to unpack carefully looking for small parts which may have come loose during shipment.

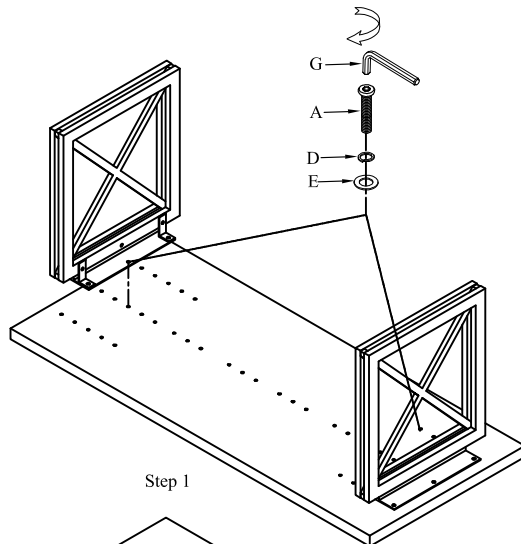

Read all instruction and study the drawing carefully before starting the assembly process:

HARDWARE PACK

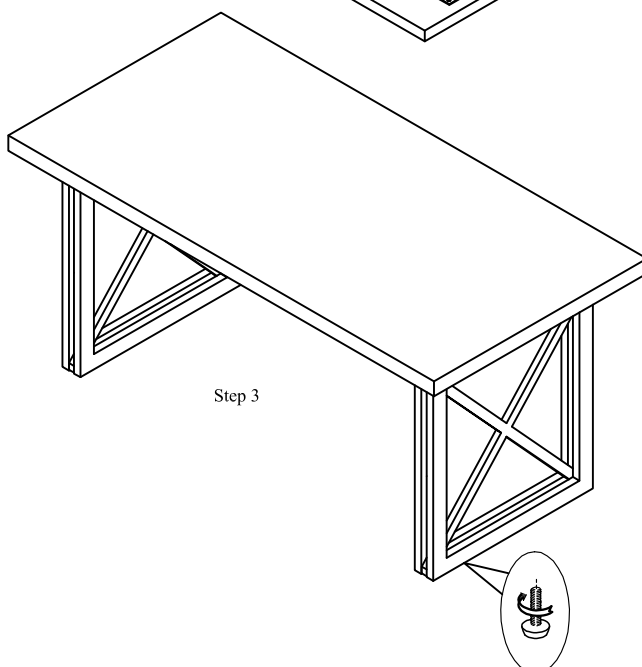
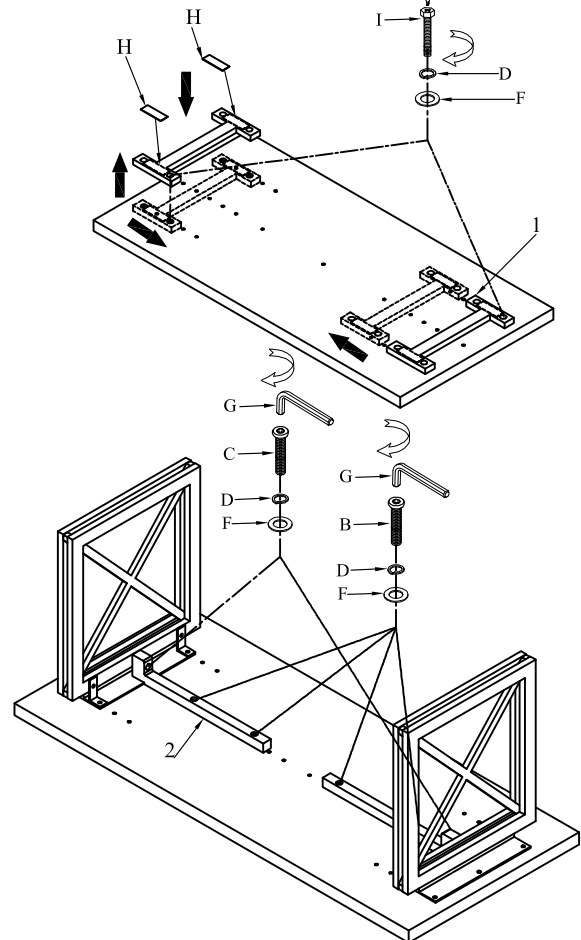
NO	DRAWING	DESCRIPTION	SIZE	Q'TY
A		Bolt	Φ5/16"×1"	12pcs
B		Bolt	Φ5/16"×2"	4pcs
C		Bolt	Φ5/16"×4"	2pcs
D		Lock Washer	Φ5/16"×12×3	26pcs
E		Flat Washer	Φ5/16"×16×2	12pcs
F		Flat Washer	Φ5/16"×19×2	14pcs
G		Allen key	5mm	1pc
H		plastic paste	100×30×2mm	4pcs
I		Bolt	Φ5/16"×3/4"	8pcs

PARTS LIST

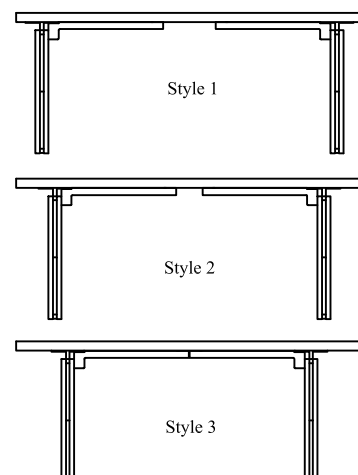
NO	DRAWING	DESCRIPTION	SIZE	Q'TY
1		I metal	470*203*25	2pcs
2		Wood part	493*94*38	2pcs



Step 1



Step 3



Style 1

Style 2

Style 3

Adjust levelers if needed, to level case on uneven floor