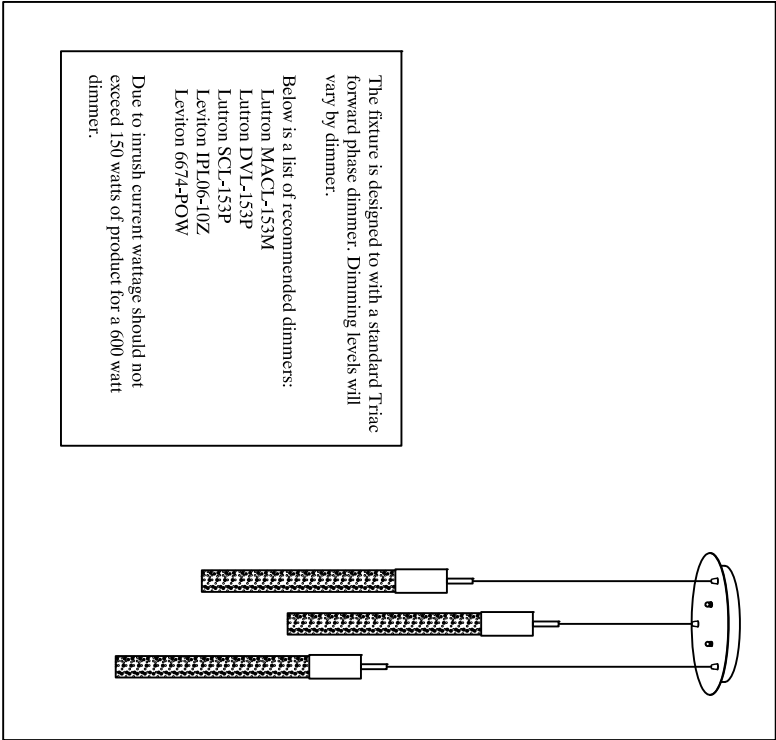




# Contemporary Lighting

PRODUCT NAME: Big Fizz 3-Lights AC LED Pendant  
ITEM NUMBER: E22873-91PC

Please consult your electrician for hanging fixture and wiring.



The fixture is designed to with a standard Triac forward phase dimmer. Dimming levels will vary by dimmer.

Below is a list of recommended dimmers:

- Lutron MACL-153M
- Lutron DVL-153P
- Lutron SCL-153P
- Leviton IPL06-10Z
- Leviton 6674-POW

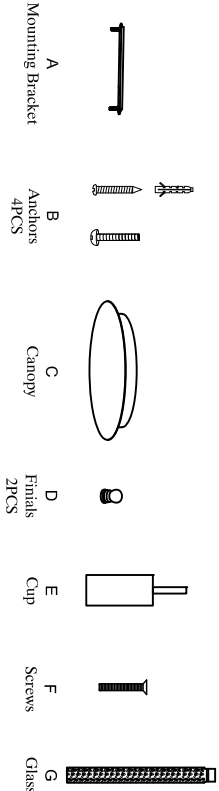
Due to inrush current wattage should not exceed 150 watts of product for a 600 watt dimmer.

AC LED 3 x 8W Bulbs

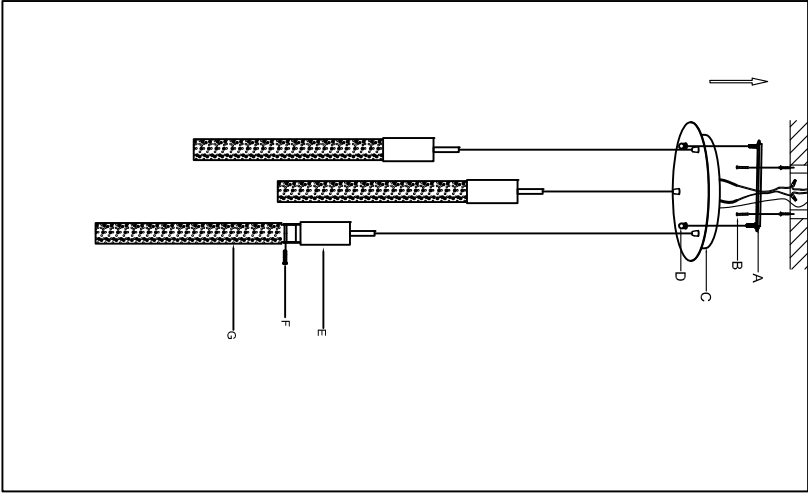
MADE IN CHINA

Page 1 of (2)

IMPORTANT: Turn off the power at the main fuse or circuit breaker box before starting installation



Locate all hardware & components before discarding packaging



1.)

Step 1: Remove mounting bracket (A) from Canopy (C) and drill holes using 5/16" ± drill bit where marked. Install bracket (A) to outlet box by attaching anchors (B) and secure bracket at ends.

2.)

Step 2: Wire fixture to wires in outlet box. Copper wire is for Ground.

3.)

Step 3: Carefully remove packaging from fixture. Adjust wire length to desired mounting height. Install canopy (C) to bracket using finales (D) on the bottom of the canopy.

4.)

Step 4: Attach glass (G) using set screws (F).

Cleaning & Care:

Clean with soft cloth and a mild detergent.

Do not use abrasive cleaner.

Page 2 of (2)