



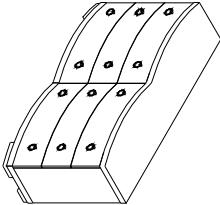
**PARTS LIST / LISTE DES PIÈCES / LISTA DE PIEZAS**

ITEM NO. / NO D'ARTICLE / ARTICULO NO : P331100/11

DESCRIPTION / DESCRIPCION : DRESSER / COMMODE / TOCADOR

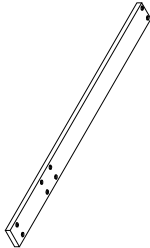
ROUND MIRROR/ MIROIR/ ESPEJO

	<b>⚠ WARNING</b> Children have died from furniture tipover. To reduce the risk of furniture tipover: • <b>NEVER</b> put a TV on this product. • <b>NEVER</b> allow children to stand, climb or hang on drawers, doors, or shelves. • <b>NEVER</b> open more than one drawer at a time. • Place heaviest items in the lowest drawers. This is a permanent label. Do not remove!



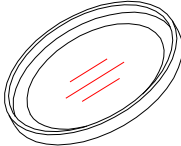
**A**

- x1 Dresser
- x1 Commode
- x1 Tocador



**B**

- x1 Mirror Support \*
- x1 Supporte de miroir
- x1 Sopoite del espejo

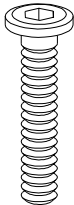


**C**

- x1 Round Mirror
- x1 Miroir
- x1 Espejo

**D**

- x1 Furniture Tipping Restraint \*
- x1 Systeme antibasculement
- x1 Control para evitar vuclos



**E**

- x8 Allen bolt  $\phi 1/4"$ x38mm \*
- x8 Vis à tête creuse hexagonale  $\phi 1/4"$ x38mm
- x8 Perno Allen  $\phi 1/4"$ x38mm



**F**

- x8 Lock washer  $\phi 1/4"$  \*
- x8 Rondelle de blocage  $\phi 1/4"$
- x8 Arandela de Seguridad  $\phi 1/4"$



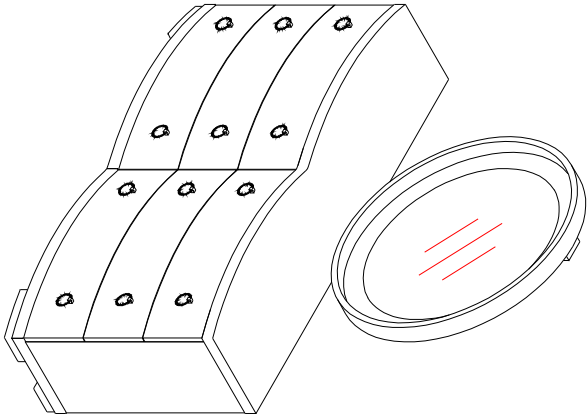
**G**

- x8 Flat Washer  $\phi 1/4"$ x16x2mm \*
- x8 Rondelle plate  $\phi 1/4"$ x16x2mm
- x8 Arandela plana  $\phi 1/4"$ x16x2mm



**H**

- x1 Allen Key 4mm \*
- x1 Clé hexagonale 4mm
- x1 Llave Allen 4mm



\* Replaceable Part



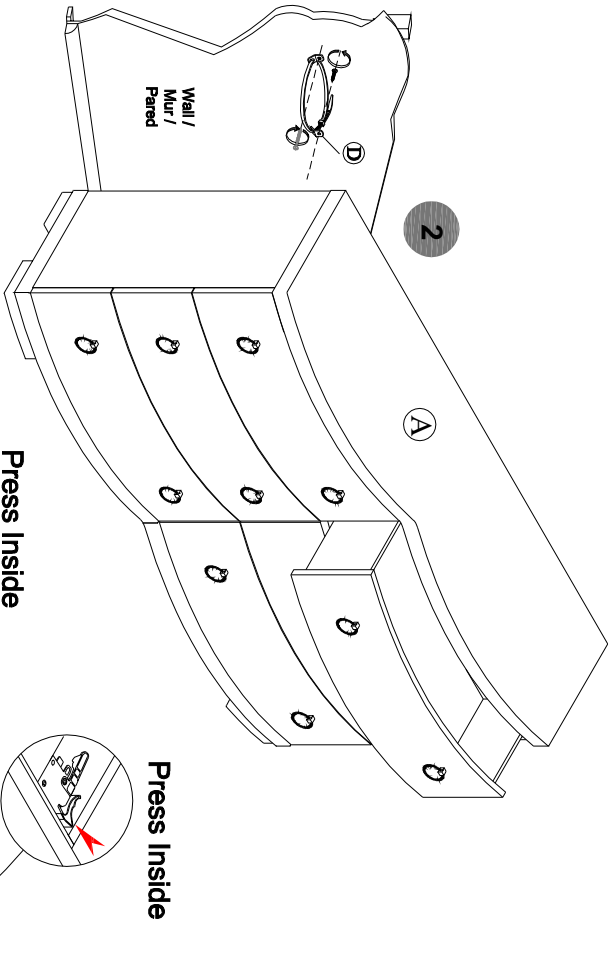
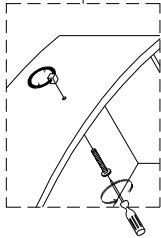
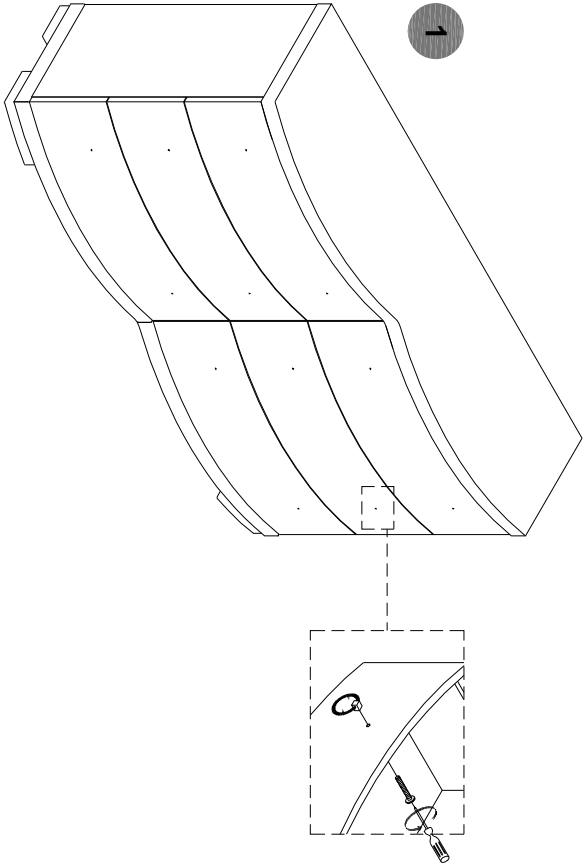
**ASSEMBLY INSTRUCTIONS / NOTICE DE MONTAGE / INSTRUCCIONES DE MONTAJE**

ITEM NO. / NO D'ARTICLE / ARTICULO NO : P331100/11

DESCRIPTION / DESCRIPCION : DRESSER / COMMODE / TOCADOR

ROUND MIRROR / MIROIR/ ESPEJO

<b>⚠ WARNING</b>	
	<p>Children have died from furniture tipover. To reduce the risk of furniture tipover:</p> <ul style="list-style-type: none"><li>• <b>NEVER</b> put a TV on this product.</li><li>• <b>NEVER</b> allow children to stand, climb or hang on drawers, doors, or shelves.</li><li>• <b>NEVER</b> open more than one drawer at a time.</li><li>• Place heaviest items in the lowest drawers.</li></ul> <p>This is a permanent label. Do not remove!</p>
	



**\* Replaceable Part**



## ASSEMBLY INSTRUCTIONS / NOTICE DE MONTAGE / INSTRUCCIONES DE MONTAJE

ITEM NO. / NO D'ARTICLE / ARTICULO NO : P331 100/111

DESCRIPTION / DESCRIPCION : DRESSER / COMMODE / TOCADOR

ROUND MIRROR/ MIROIR/ ESPEJO

### ⚠ WARNING

Children have died from

furniture tipover. To reduce the

risk of furniture tipover:

• **NEVER** put a TV on this product.

• **NEVER** allow children to stand, climb

or hang on drawers, doors, or shelves.

• **NEVER** open more than one

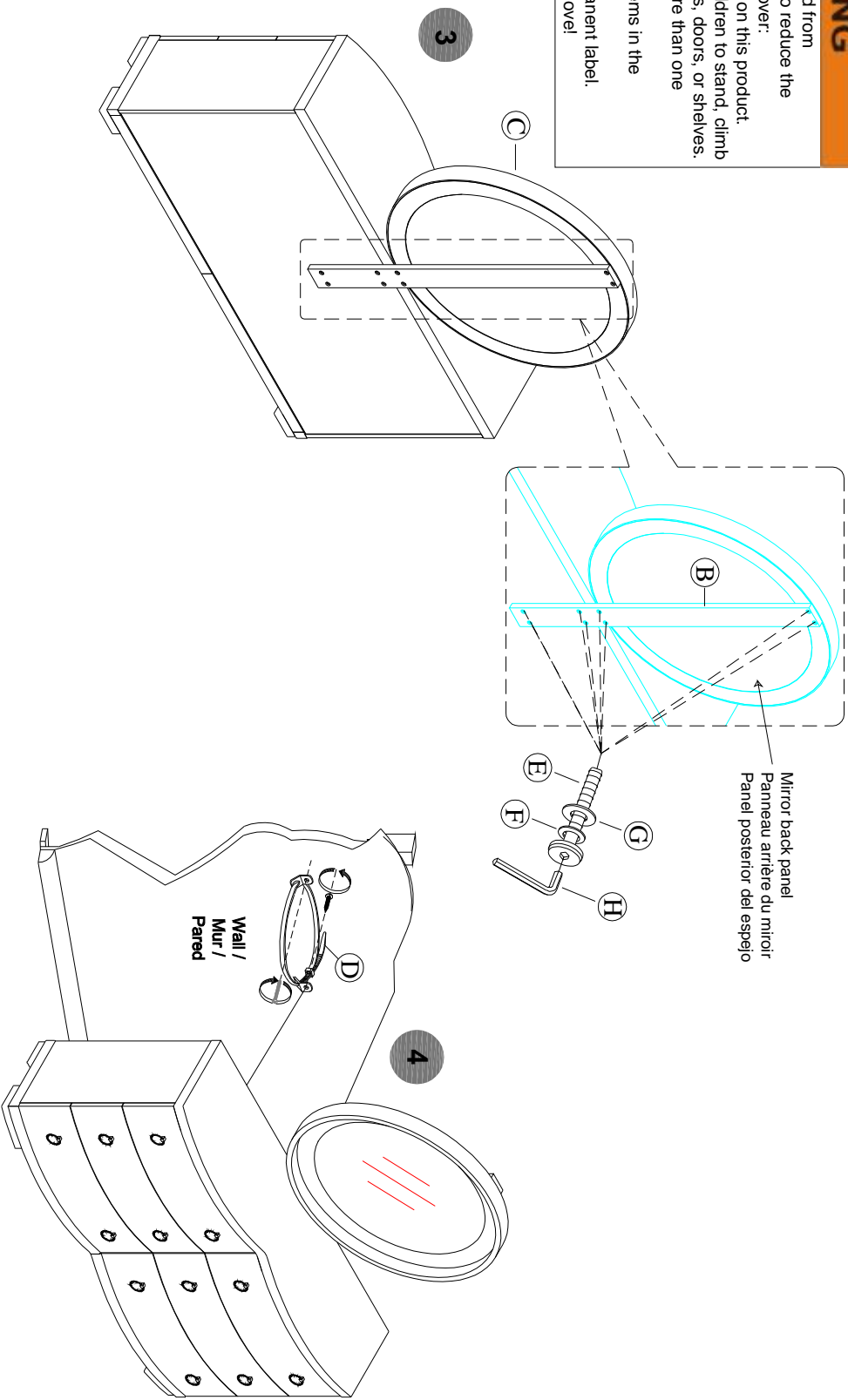
drawer at a time.

• Place heaviest items in the

lowest drawers.

This is a permanent label.

Do not remove!



\* Replaceable Part



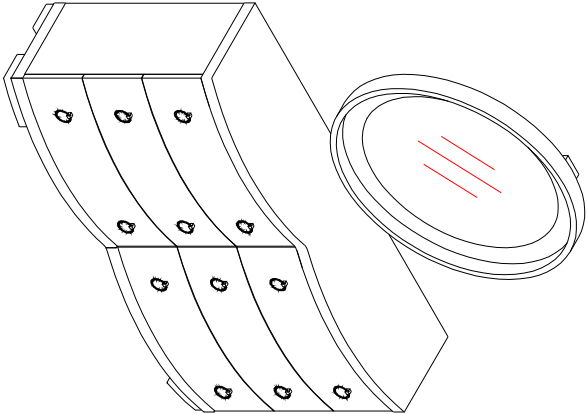
**REPLACEABLE PART / PARTIE REMPLAÇABLE / PARTE REEMPLAZABLE**

ITEM NO. / NO D'ARTICLE / ARTICULO NO : P331100/111

DESCRIPTION / DESCRIPCION : DRESSER / COMMODE / TOCADOR

ROUND MIRROR/ MIROIR/ ESPEJO

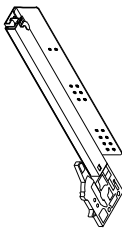
	<b>⚠ WARNING</b> Children have died from furniture tipover. To reduce the risk of furniture tipover: • <b>NEVER</b> put a TV on this product. • <b>NEVER</b> allow children to stand, climb or hang on drawers, doors, or shelves. • <b>NEVER</b> open more than one drawer at a time. • Place heaviest items in the lowest drawers. This is a permanent label. Do not remove!
	



x12 RP331100-PULL- Pull with screw  
Poignée + Vis  
Tirador + Tornillo \*



x4 COMGLIDE-12-45-Glide 12inch 45mm  
Tiroir Glide  
Deslizamiento del cajón \*



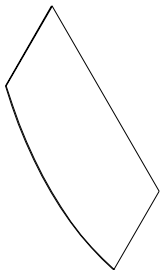
x2 COMGLIDE-14-Top drawer glide 14in  
Tiroir glide  
Deslizamiento del cajón \*



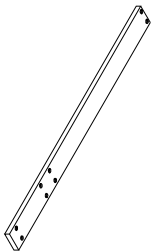
x4 RC-FG-WHITE-White Leveler  
Patin réglable  
Nivelador \*



x1 RC-ANTI-TIP- Anti-tipping Restraint  
Liste des pièces de quincaillerie antibasculement  
Lista del kit de materiales antivuelco \*



x2 RP331100-FELT -Removable Felt  
Feutre  
Feltro \*



x1 RP331111-MISU-Mirror Support  
Supporte de miroir  
Soporte del espejo \*



x1 RP331111-HWKIT-Hardware Kit  
Liste des pièces de quincaillerie  
Lista del kit de materiales \*

\* Replaceable Part

## Protect Your Wood or Laminate Flooring

\* This statement applies to any floor without carpet.

If not careful, all furniture including upholstery and case pieces can scratch, scuff and even gouge floors. The recommendation is to have felt, rubber pads or area rugs under furniture on flooring without carpet.

### Moving your furniture

Pushing and dragging furniture over floor without carpet can lead to scratches and scuffs. Have someone help when moving the larger pieces of furniture by lifting, try using a dolly or moving pads.

### Felt and rubber pads

Applying furniture pads to the feet of furniture helps cushion contact points. Furniture pads can be found at local hardware stores. Felt pads slide easily across the floor, making them ideal for dining chairs and other pieces that move with use. Rubber pads will help furniture stay in place and are perfect for larger pieces, like sofas and loveseats.

### Area rugs and rug pads

Using an area rug under furniture is another way to protect your floor from scratches and scuff marks. A rug pad under the area rug will provide extra cushion and added protection.

**\* Replaceable Part**