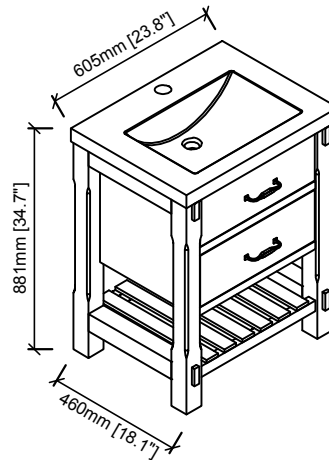
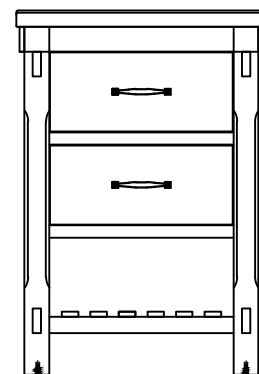
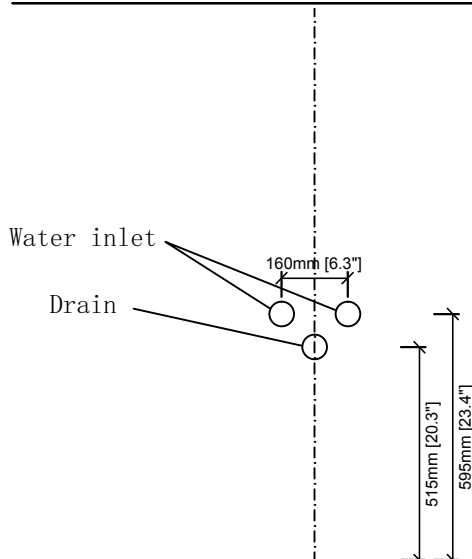
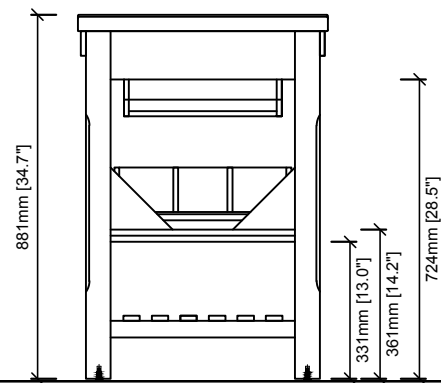
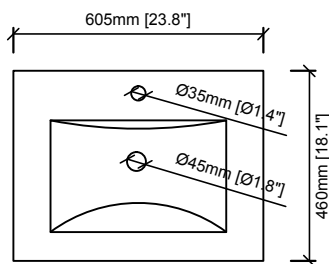


# Mina 24 Cabinet Installation Instruction



## DIMENSIONS



### WARNING!

In the hole on the wall, please be sure to be careful to avoid the internal cables pipelines.

## MATERIALS & TOOLS

safety glasses, pencil, level, Tape measure, stud finder Assorted screwdrivers, Assorted Wrenches, Drill, Screw gun, Caulking gun, Hammer. Screws, Nachors/Molly screws.