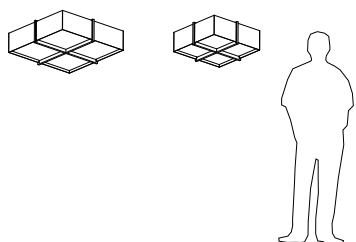
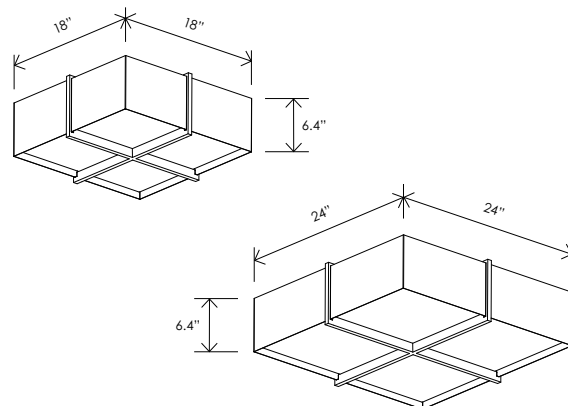


*Veram's design is equal parts beautiful and minimalist. The flush mount and pendant complement one another. Few designs in Cerno's line are as adaptable to different environments as the Veram. Cerno's signature wood and metal material palette compose a robust and dynamic fixture.*



## Veram flush mount



Dimensions:

Veram 18: 18" x 18" x 6.4"

Veram 24: 24" x 24" x 6.4"

Materials: solid wood, metal, polymer

Product weight:

Veram 18: 5 lb

Veram 24: 6 lb

### Integrated LED Specifications

Light output: 1690 Lumens (source)

Light color: 2700 K, 3000 K, 3500 K,  
or 4000 K

Color accuracy: 90+ CRI

Power usage: 19.5 W

Dimmable (see driver below)

Wood grain will vary

Specifications subject to change



## MATERIAL & FINISH OPTIONS

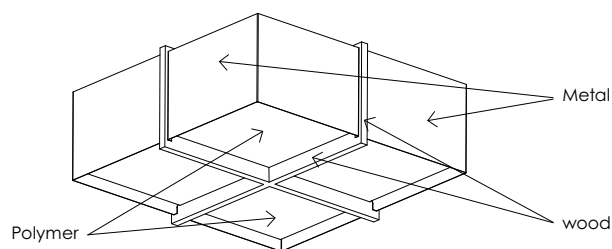
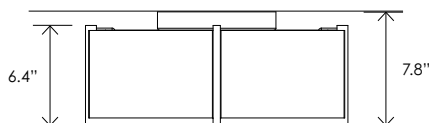
Veram flush mount part # 08-130-

<b>Size</b>		
18" Ø	<b>18</b>	
24" Ø	<b>24</b>	
<b>Wood Body</b>		
walnut (CM-001)	<b>W</b>	
dark stained walnut (CM-002)	<b>D</b>	
white washed oak (CM-095)	<b>O</b>	
<b>Shade Material</b>		
matte black (CM-085) w/matte white interior	<b>B</b>	
brushed aluminum (CM-012)	<b>A</b>	
brushed rose gold (CM-046)	<b>G</b>	
brushed brass (CM-047)	<b>R</b>	
distressed brass (CM-096)	<b>D</b>	
gloss white (CM-054)	<b>W</b>	
<b>Lamping</b>		
2700 K LED	<b>27</b>	
3000 K LED	<b>30</b>	
3500 K LED	<b>35</b>	
4000 K LED	<b>40</b>	
<b>Driver</b>		
AC Input Voltage Range: 120-277 V		
120 V input: TRIAC, ELV & 0-10 V dimmable	<b>P1</b>	
240 & 277 V input: only 0-10 V dimmable		

*Includes: frosted polymer (CM-024)*

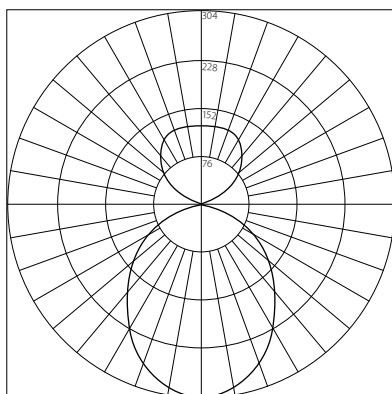
Emergency backup option available upon request

Also available in a pendant version



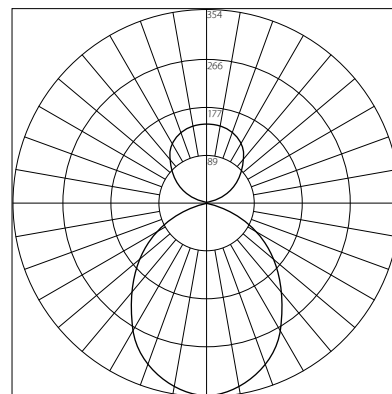
## PHOTOMETRIC POLAR GRAPH

**VERAM 18**




Maximum Candela = 303.71, Located at Horizontal Angle = 10, Vertical Angle = 5  
 Output specifications shown for 2700K CCT and matte black exterior with matte white interior finish for vertical plane through 0-180 degree horizontal angles.  
 Other CCTs and material finishes may cause output specifications to vary.

**VERAM 24**




Maximum Candela = 354.33, Located at Horizontal Angle = 10, Vertical Angle = 5  
 Output specifications shown for 2700K CCT and matte black exterior with matte white interior finish for vertical plane through 0-180 degree horizontal angles.  
 Other CCTs and material finishes may cause output specifications to vary.

## FINISHES



walnut (CM-001)



dark stained walnut (CM-002)



white washed oak (CM-095)



matte black (CM-085) with matte white interior



brushed aluminum (CM-012)




brushed rose gold (CM-046)



brushed brass (CM-047)



distressed brass (CM-096)



gloss white (CM-054)