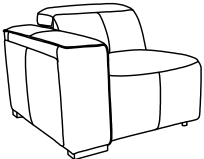
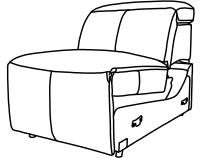
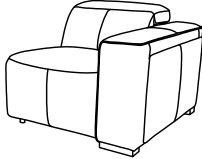


# Assembly Instruction

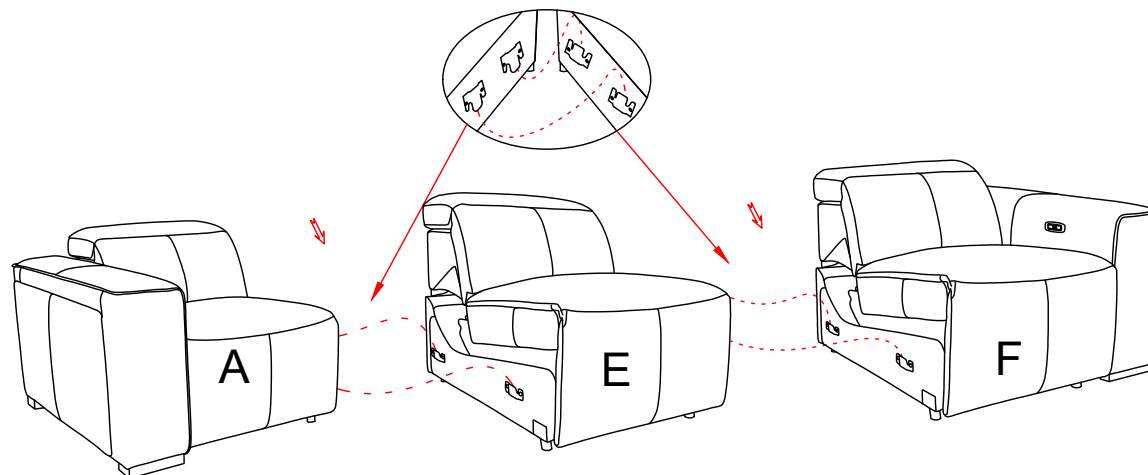
Thank you for purchasing this quality product! Make sure all components and small hardware parts are included in the package before you start to assemble the product.

MODEL: 1224-3.3

## Components List

<b>A</b>  <b>X1</b>	<b>E</b>  <b>X1</b>	<b>F</b>  <b>X1</b>
--	--	--

## Step 1 Assemble hooks



## Step 2 Finished

