

# ASSEMBLY INSTRUCTION

ITEM: # 5481-85002 CONSOLE TABLE






Thank you for purchasing this quality product. Be sure to unpack carefully looking for small parts which may have come loose during shipment.

Read all instruction and study the drawing carefully before starting the assembly process:

## HARDWARE LIST

PARTS LIST		
1	TOP FRAME	1 SET
2	LEFT FRAME	1 Pc.
3	RIGHT FRAME	1 Pc.
4	BASE	1 Pc.
5	LEFT STRETCHER	1 Pc.
6	RIGHT STRETCHER	1 Pc.

## HARDWARE LIST

NO.	DRAWING	DESCRIPTION	Q' TY
A		Ø5/16" *1-3/4" Bolt	12Pcs
B		Ø5/16" Lock Washer	12Pcs
C		Ø5/16" *19*2mm Flat Washer	12Pcs
D		Ø5/16" Open Wrench	1Pc
E		#8*1-1/4" Wood Screw	6Pcs

