



# AREA RUG TIPS

## RUG TIPS - SELECTING AN AREA RUG: SIZE AND SHAPE MATTER

---

To find an area rug that will truly enliven your home décor you'll need to consider more than just style, color and material - size and shape matter too. An optimal size rug in a shape that best suits a particular living space accentuates the entire aspect of a room while also displaying the finest qualities of the rug itself. Here are some helpful tips on selecting and arranging a new area rug.

Know the rules, then bend at will!

In general, the rule of thumb is to allow approximately 18 inches of exposed floor space around the perimeter of an area rug, however the overall size and location of the room should also be taken into consideration. The 18" rule works well in rooms that are enclosed and separate from surrounding areas while the look of smaller rooms may benefit from having less exposed floor space.

Keep in mind that an undersized rug can make a room look small and make the other furnishings around it look uncoordinated. When it comes to area rugs, bigger can indeed be better.

Before buying a rug map out your room to scale and consider doorways, furniture size, and exposure to the sun among other things. Pay attention to the details of your space and how everything will gel.



# THE LIVING ROOM


---

The dimensions of a living room will dictate the ideal size and shape rug for the space. Here are some helpful tips that take into account the layout of the furniture using rectangular rugs.


**5' x 8'** - **All legs off, furniture surrounding edges of the rug** - When opting for a smaller rug, keeping all legs of the furniture off and positioned around the edges of the rug is a smart choice. This is a particularly effective decorating strategy if your rug has bold, flamboyant patterns and coloring that you'd like to fill the room.

**8'x10'** - **Front legs on the outer edges of the rug** - The most popular layout for living room furnishings. This arrangement will help to connect the furniture and harmonize room décor while also lending a wonderful sense of proportion to the entire space.


**9'x12'** - **All legs on the rug** - For a much more "pulled-together" look, put all of the legs of the couches and sofas on the surface of a 9'x12' area rug. This arrangement will tend to define and establish the aspect of a room provided that it is able to accommodate a larger rug.



5' x 8'



8' x 10'



9' x 12'





# THE DINING ROOM


---

When choosing a rug for the dining room be sure that it is big enough to allow all four legs of the chairs to sit comfortably on the rug, even when the chairs are pulled away from the table. A loose rule of thumb to follow is that your rug should be extended at least 24 inches around the table.


**5' x 8'** - Use a 5'x 8' rectangular rug in smaller dining areas. Table and all four chair legs on the rug.

**7' - 9' Round** - A round rug works nicely with a square table and 4 - 6 chairs around it. You can also use a rectangle shaped rug under a square table.


**8' x 10' or 9' x 12'** - These rugs will generally accommodate 6 - 8 chairs. Remember to leave approximately 18' between the perimeter of the rug and the walls.



5' x 8'  
Four Chairs



7' - 9' Round  
Four to Six Chairs



8' x 10' or 9' x 12'  
Six to Eight Chairs





# THE BEDROOM


The most important factors in selecting the right size area rug for the bedroom are the dimensions of your bed as well as the room.

**5' x 8' - Full Size Bed** – This rug works best when placed horizontally under the bottom two-thirds of a full sized bed, the rug exposed in front and on both sides.

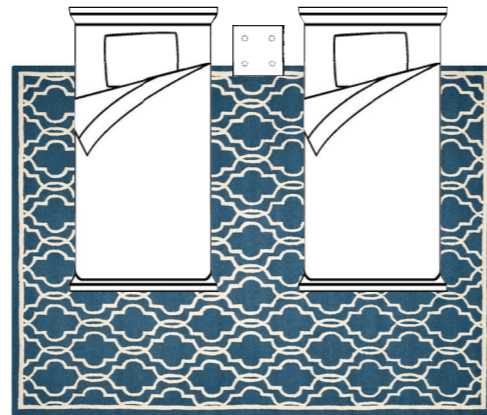
**8' x 10' or 9' x 12' - Queen Size Bed** – Follow the same general suggestions with larger rugs and a queen size bed. Place the rug perpendicular under the bed with enough of the rug reaching out on the sides and in front to place your feet comfortably when getting out of bed or sitting at the foot.

**8' x 10' or 9' x 12' - King Size Bed** – Remember the “Bigger is Better” rule when it comes to arranging an area rug under a king size bed. A rug that is too small will detract from grand look and dimensions of the entire room.


**9' x 12' - Twin Beds** – In a bedroom with a one twin bed select an area rug that is large enough to be exposed 18 – 24 inches in front and on the side. For larger rooms with two twin size beds arranged side by side, a 9' x 12' rug is the perfect size to connect and balance the furnishings of the entire room.




5' x 8'  
Full Size Bed



8' x 10' or 9' x 12'  
Queen Size Bed



8' x 10' or 9' x 12'  
King Size Bed



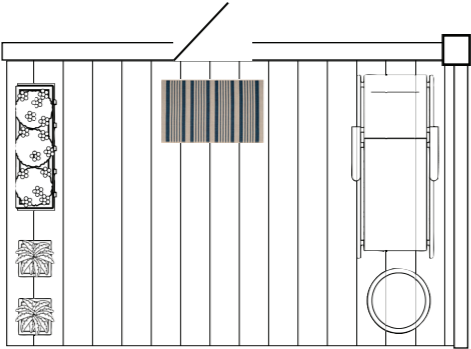
9' x 12'  
Twin Bed



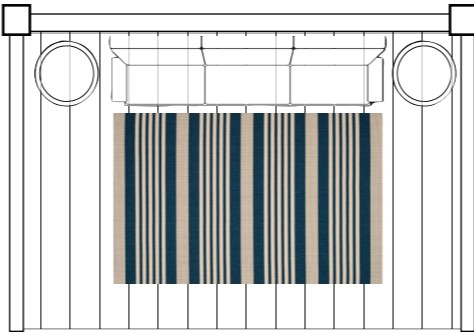


# SCREENED-IN PORCH/PATIO/ LANAI


A well-chosen indoor-outdoor area rug can add warming, soft textures, and a splash of color to any leisure-time living area of your home. The best advice for choosing and arranging a rug to suit that suits the layout of a patio or screened-in room is to consider the furnishings (table & chairs, couches, bed or futon) and then position the rug accordingly. Keep in mind the general guidelines of making sure the rug is big enough to accentuate the dimensions of the space as well as accommodate chairs around an outdoor dining set.



2' x 3'  
Indoor Outdoor Mat



5' x 8'  
Indoor Outdoor Rug



8' x 10'  
Indoor Outdoor Rug