

JONATHAN ADLER

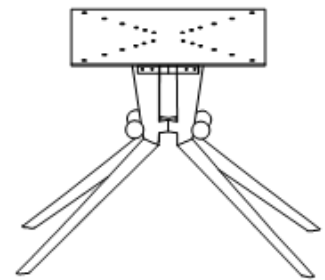
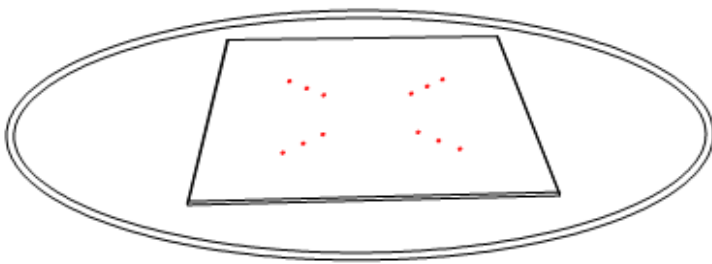
FURNITURE

Trocadero Dining Table



Parts Included:

- Table Top (A) – 1 Pc

- Base (B) 1Pcs



Hardware List:

(1)	 Allen bolt M8*20 mm	12 pcs
(2)	 Allen key	1 pc



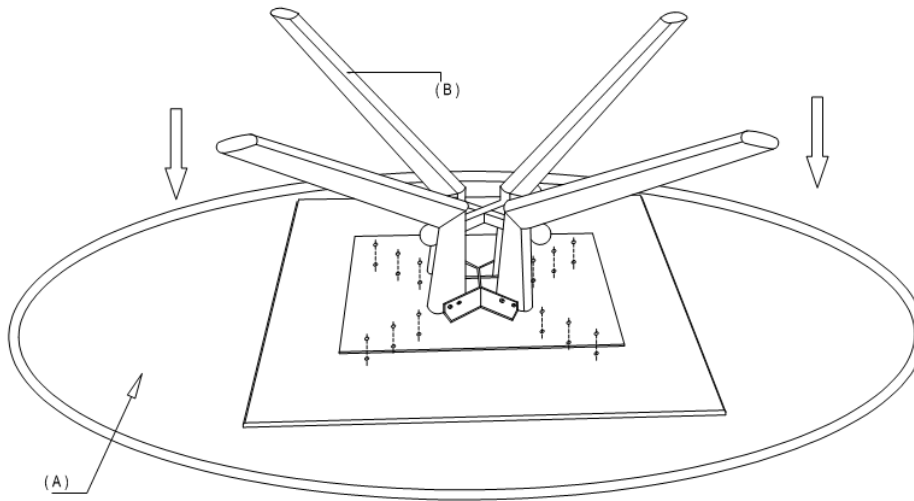
For easy assembly, two people are recommended.

JONATHAN ADLER

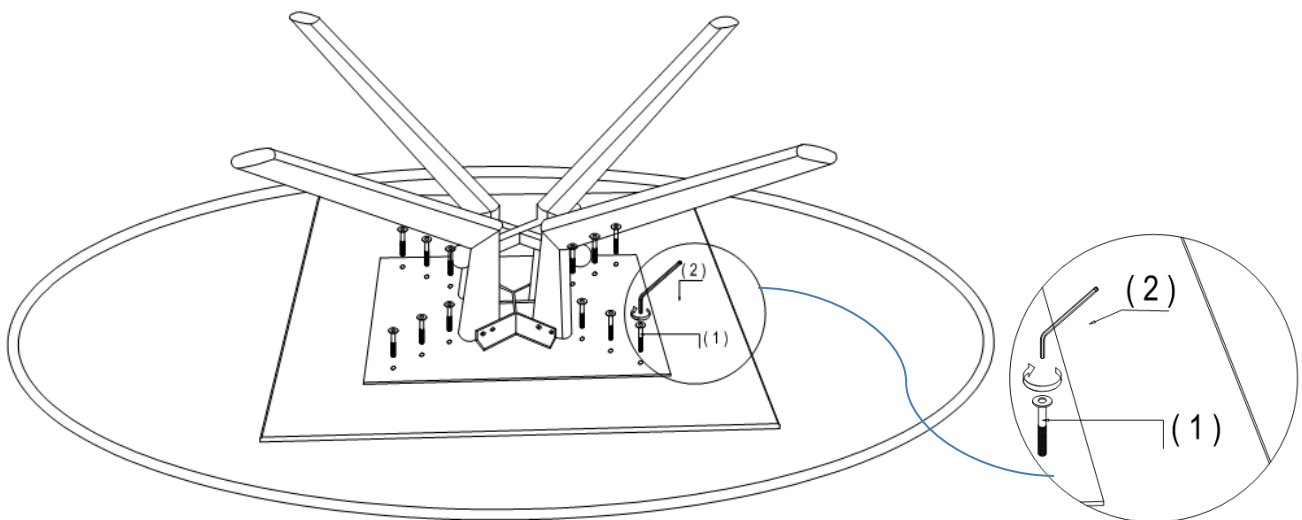
FURNITURE

Assembly Instruction:

Step 1: Carefully place Table Top (A) upside down on a clean and non-marring surface.



Step 2: Attach the Base (B) in place at bottom of Table Top (A) with Allen Bolts (1), using Allen key (2).



JONATHAN ADLER

FURNITURE

Step 3: Place the item in standing position.

The Dining Table is ready to use.

