

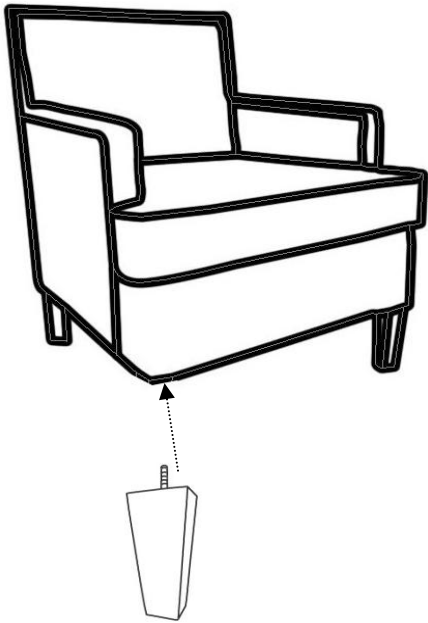


MADISON**PARK**


ASSEMBLY INSTRUCTION

Accent Chair

Parts#	Parts Name	Drawing	Qty
A	Front Feet		2
B	Back Feet		2



Step 1:Take out two front feet and two back feet from the carton and put into the screw holes underneath the base and screw tight to the right angel.



Step 2:Level the chair and place the chair upright on a level surface.