






# ASSEMBLY INSTRUCTION

Item: 5900-75200 RECT. LEG DINING TABLE

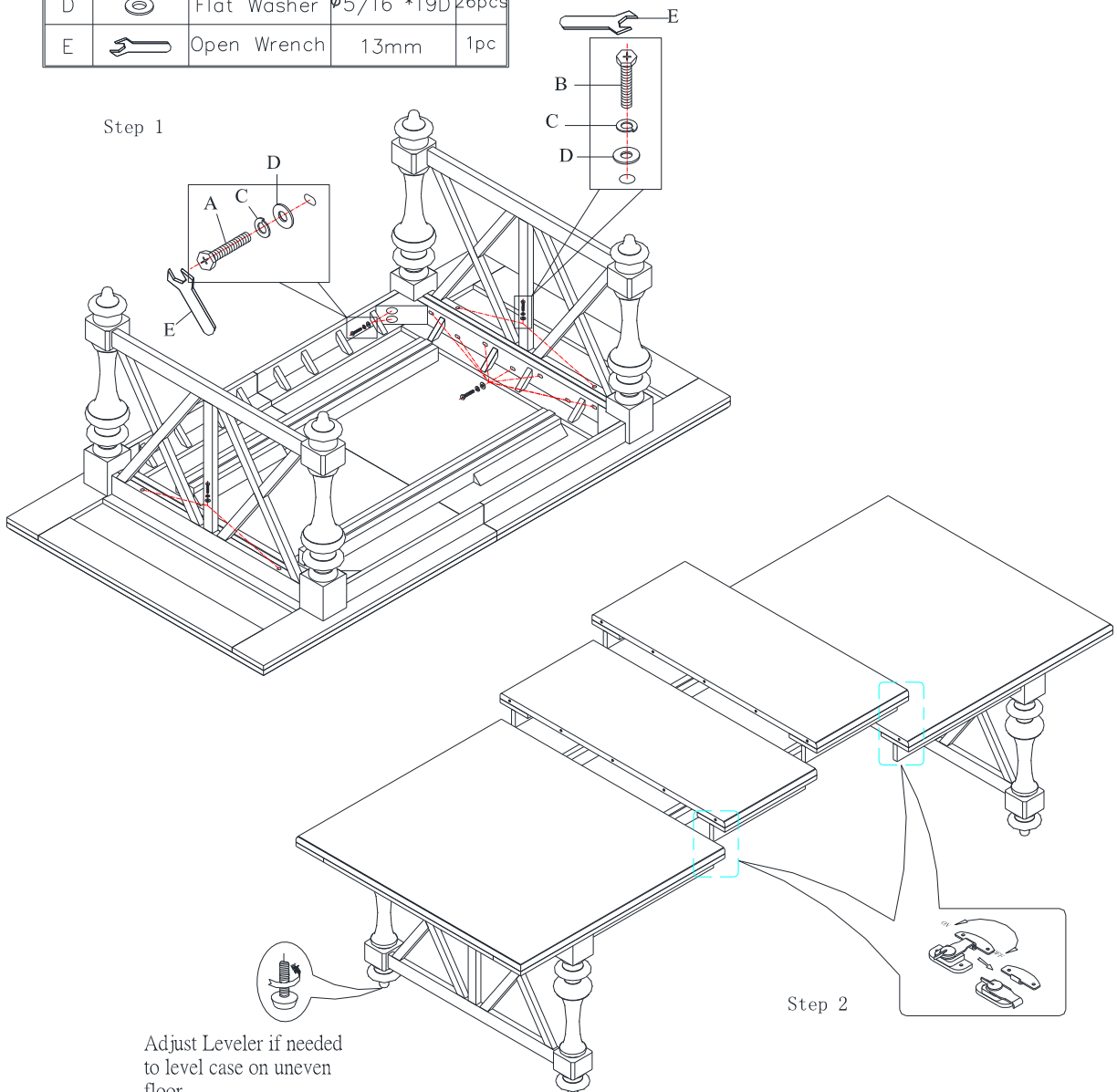
Thank you for purchasing this quality product. Be sure to unpack carefully looking for small parts which may have come loose during shipment.

Read all instruction and study the drawing carefully before starting the assembly process.

## HARDWARE PACK

NO	DRAWING	DESCRIPTION	SIZE	Q'ty
A		Bolt	$\phi 5/16" \times 1-3/4"$	2 pcs
B		Bolt	$\phi 5/16" \times 3-1/2"$	4 pcs
C		Lock Washer	$\phi 5/16"$	26 pcs
D		Flat Washer	$\phi 5/16" \times 19D$	26 pcs
E		Open Wrench	13mm	1 pc

### Step 1



Adjust Leveler if needed  
to level case on uneven  
floor.

### Step 2