

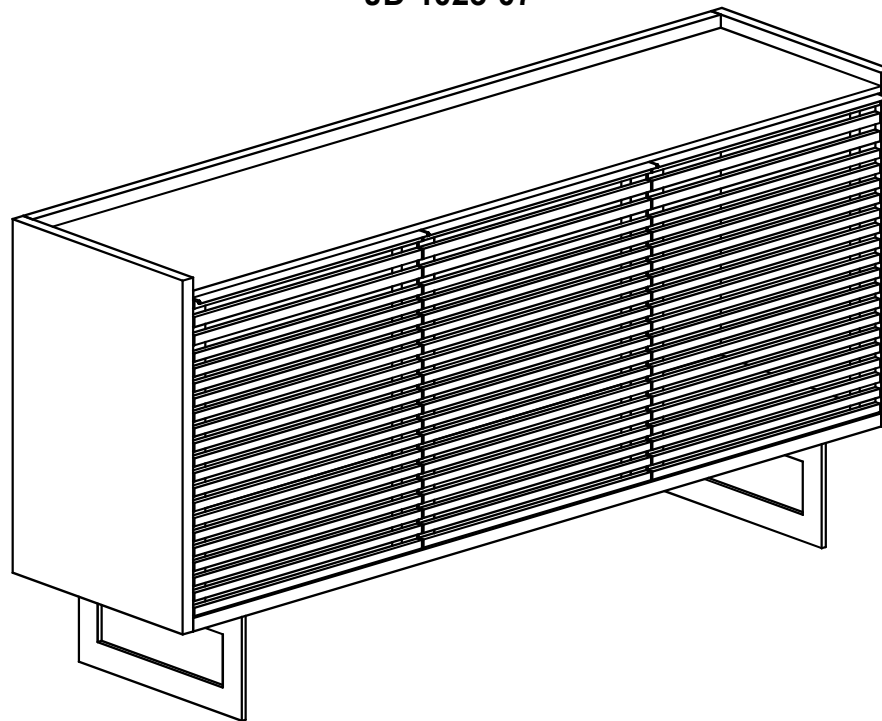
MOE'S

h o m e c o l l e c t i o n

ASSEMBLY INSTRUCTIONS.

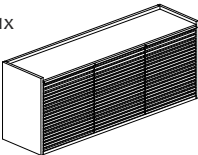
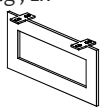







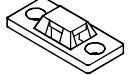

PALOMA SIDEBORD

JD-1023-07



THANK YOU FOR YOUR PURCHASE!

PARTS AND HARDWARE.

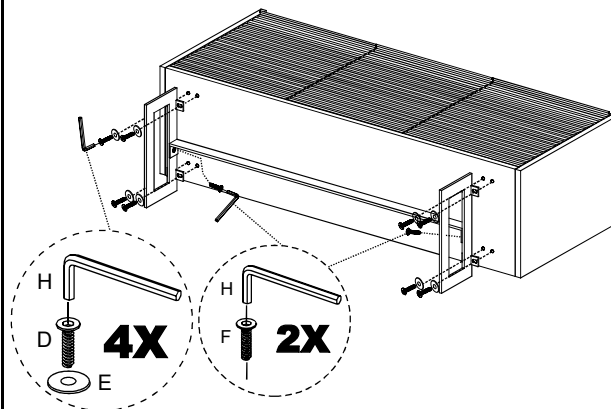
(A) Top , 1x 	
(B) Leg , 2x 	(L) Marble Top , 1x 
(C) Support , 1x 	
(D) Allen Bolt , 8x (20x8mm) 	(E) Washer , 10x (8mm) 
(F) Allen Bolt , 2x (16x8mm) 	(G) Shelf Holder Pin, 12x 
(H) Allen Key , 1x (5mm) 	(I) Wall Clip , 2x 
(J) Zip Tie , 2x 	

NOTES.

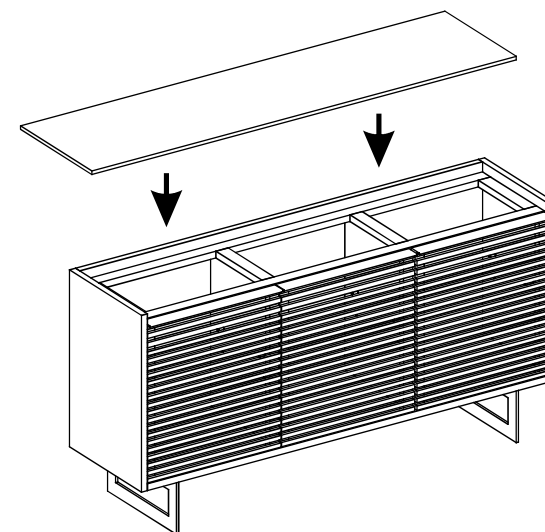
Thank you for purchasing this quality product! Be sure to check all packing material carefully for small part that may have come loose inside the carton during shipping.

CAUTION: The item is heavy, assembly should be performed by two people.

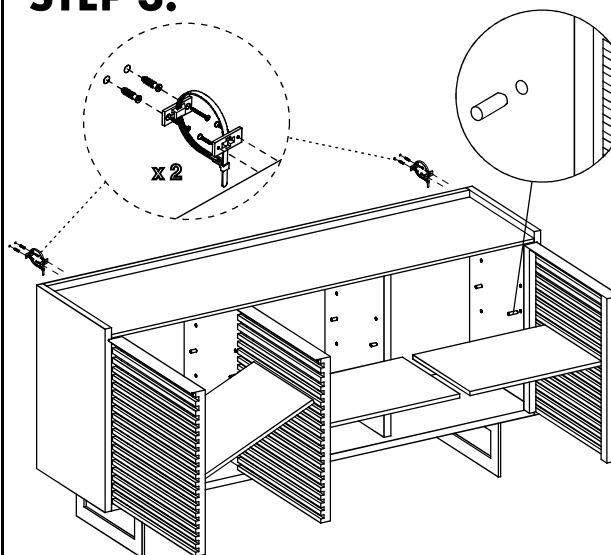
STEP 1.



STEP 2.



STEP 3.



STEP 4.

