





ASSEMBLY INSTRUCTION

ITEM: # 5381-80117 Martini Table

Thank you for purchasing this quality product. Be sure to unpack carefully looking for small parts which may have come loose during shipment.

Read all instruction and study the drawing carefully before starting the assembly process:

HARDWARE LIST

PARTS LIST			NO.	DRAWING	DESCRIPTION	Q' TY
1	TOP	1 PC.	A		Ø5/16" *1-3/4" Bolt	6Pcs
2	POST	1 PC.	B		Ø5/16" Lock Washer	6Pcs
3	BASE	1 PC.	C		Ø5/16" *19*2mm Flat Washer	6Pcs
4	FEET	4 PCS.	D		Ø5/16" Open Wrench	1Pc

