

ASSEMBLY INSTRUCTION

CROUP NO :SF25009


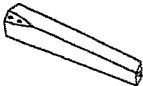


Read instruction carefully prior to assembly

Thank you for purchasing this quality product .check carefully for small parts which may have come Loose during shipment





Remove all components from pack and place top down on soft surface such as carpet or cloth to prevent Scratching the finish .Identify and count all parts as specified below

Note:Do not fully tighten bolts until it is completely assembled

Parts List

NO.	DESCRIPTION	SKETCH	Q'TY
A	CUSHION		1PC
B	FRONT LEG		2PCS
C	BACK LEFT LEG		1PC
D	BACK RIGHT LEG		1PC

Hardware List

NO.	DESCRIPTION	SKETCH	Q'TY
1	BOLT		8PCS
2	LOCK WASHER		8PCS
3	FLAT WASHER		8PCS
4	ALLEN WAENCH		1PC

