

Features

- Non-diverter bath spout with 1/2" NPT connection.
- Coordinates with Pinstripe faucets, accessories, and showering components to complete your bathroom.
- 3-7/8" (98mm) max hole diameter
- "Deck or Bath-Mount installation"
- Premium Metal Construction
- Wall-mount installation
- Non-diverter spout with 1/2-inch NPT connection.
- Coordinates with the Pinstripe collection of faucets and accessories.
- KOHLER finishes resist corrosion and tarnishing, exceeding industry durability standards over two times
- Non-Diverter bath spout
- Brass construction.
- KOHLER finishes resist corrosion and tarnishing.
- Wall-mount



Codes/Standards




ASME A112.18.1/CSA B125.1

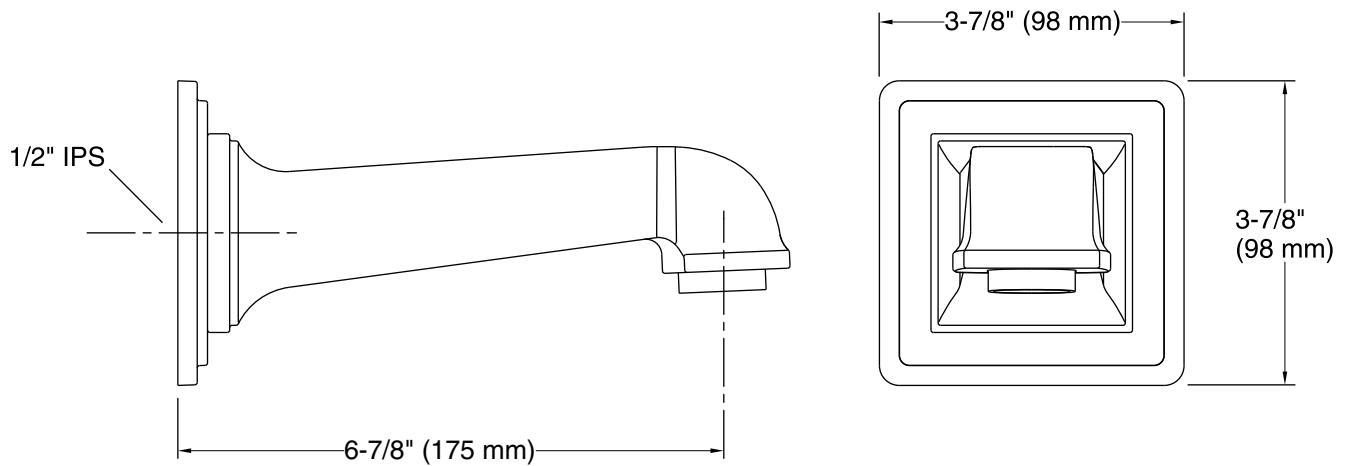
KOHLER® Faucet Lifetime Limited Warranty

See website for detailed warranty information.

Available Colors/Finishes

Color tiles intended for reference only.

Color	Code	Description
	CP	Polished Chrome
	SN	Vibrant® Polished Nickel
	BN	Vibrant® Brushed Nickel
	BV	Vibrant® Brushed Bronze



Technical Information

All product dimensions are nominal.

Notes

Install this product according to the installation guide.