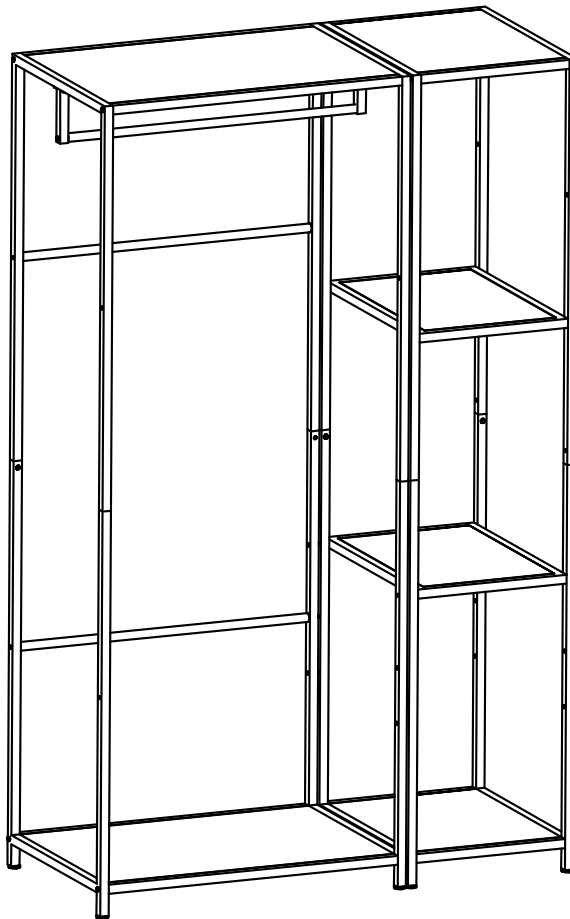




OWNER'S MANUAL



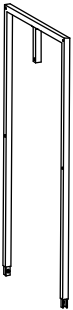
TRINITY 45" X 20" X 72" BAMBOO CLOSET ORGANIZER
- BRONZE ANTHRACITE
Model # TBFPA-2704

PARTS LIST

Your TRINITY 45" x 20" x 72" Bamboo Closet Organizer should include the following parts. Please inspect box contents to ensure you have received all components.

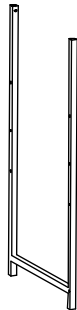
If you are missing any parts, need assistance with assembly or have questions, please contact TRINITY Customer Service: 800.985.5506 or customerservice@trinityii.com. Parts can also be requested online at www.trinityii.com (Help & More, Contact Us).

A



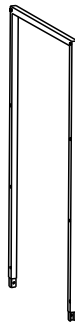
**TOP SIDE
FRAME (2)**

B



**BOTTOM SIDE
FRAME (2)**

C



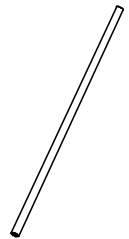
**TOP SIDE
FRAME (2)**

D



**BOTTOM SIDE
FRAME (2)**

E



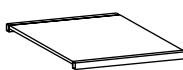
**HANGING
ROD (3)**

F



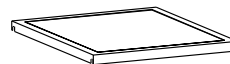
FIXED SHELF (2)

G



FIXED SHELF (2)

H



**ADJUSTABLE SHELF
(2)**

I



SCREW (22)

J



**FRAME
CONNECTING
SCREW (8)**

K



**ADJUSTABLE
SHELF REST (8)**

L



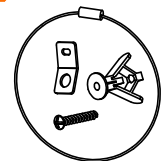
**FEET
LEVELER (8)**

M



HEX KEY (1)

N

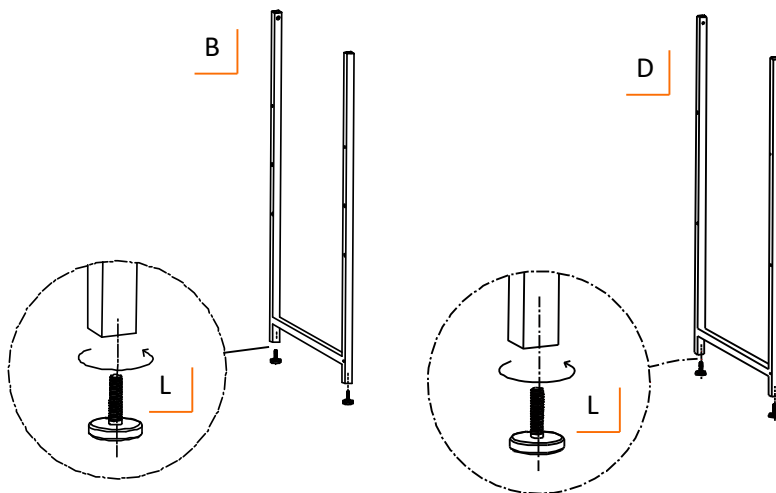
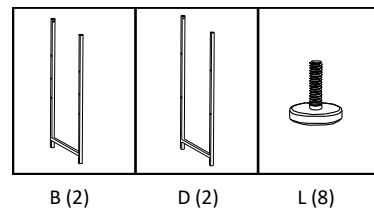


**ANTI-TIPPING
KIT (2)**

ASSEMBLY INSTRUCTIONS

STEP 1

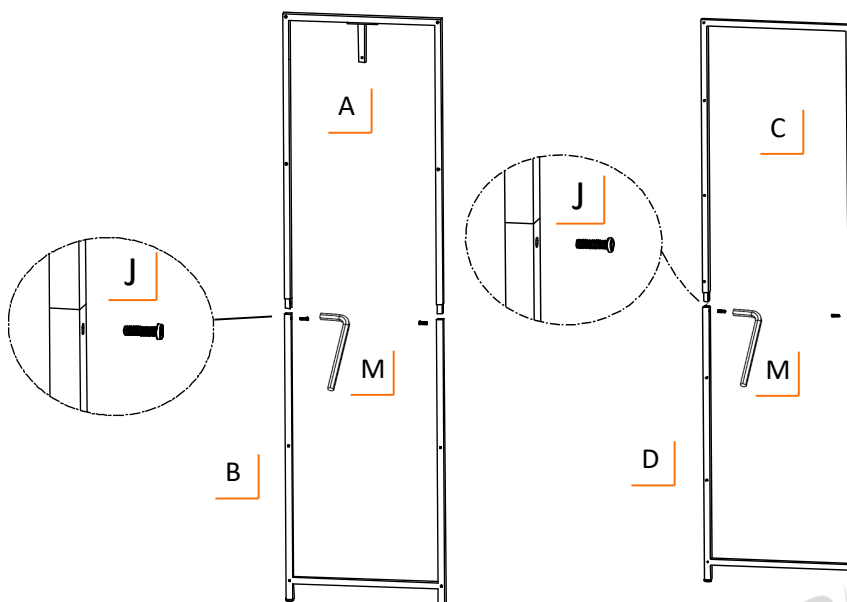
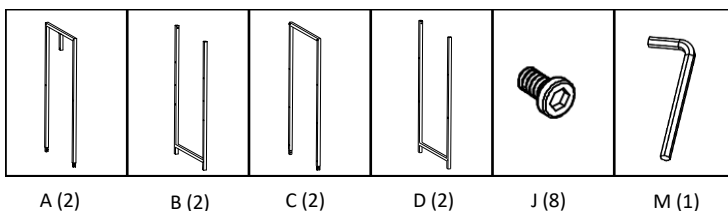
Screw FEET LEVELERS (L) into the bottoms of both BOTTOM SIDE FRAMES (B & D). Turn clockwise to screw in place.



STEP 2

Connect TOP SIDE FRAME (A) with BOTTOM SIDE FRAME (B). Using the included HEX KEY (M), screw 1 FRAME CONNECTING SCREW (J) into each hole where BOTTOM SIDE FRAME (B) is connected with TOP SIDE FRAME (A). Repeat for remaining FRAME CONNECTING SCREWS (J).

Repeat for TOP & BOTTOM SIDE FRAME (C & D).



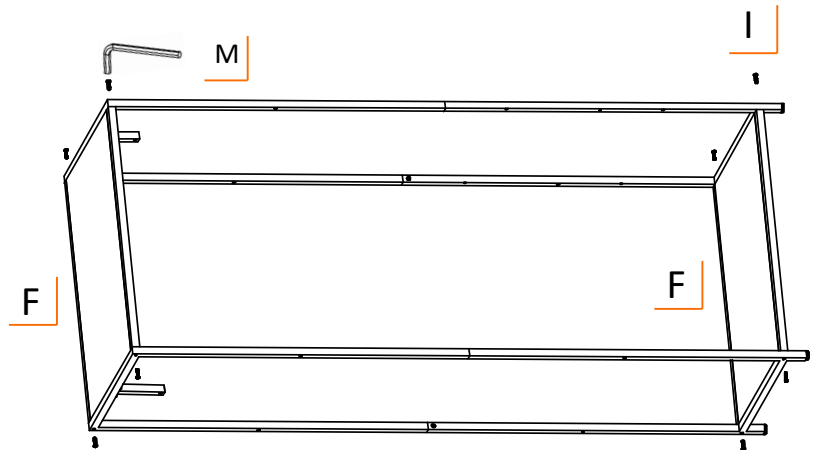
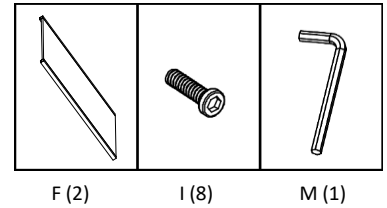
ASSEMBLY INSTRUCTIONS

STEP 3

Lay SIDE FRAMES (A+B, assembled in Step 2) on its side.

Place FIXED SHELVES (F) on their sides and connect them to TOP & BOTTOM SIDE FRAMES (A & B). Tighten SCREWS (I) with HEX KEY (M).

Stand the unit upright.

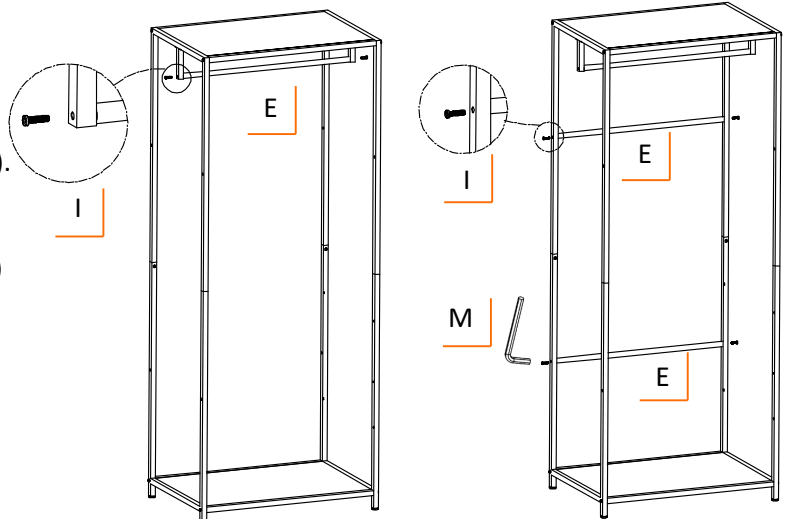
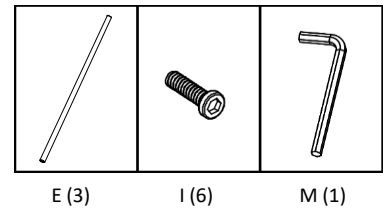


STEP 4

Place 1 HANGING ROD (E) between 2 hanger connectors on TOP SIDE FRAME (A). Tighten SCREWS (I) with HEX KEY (M).

Position 1 HANGING ROD (E) approximately 10" from the top. Tighten SCREWS (I) with HEX KEY (M).

Position 1 HANGING ROD (E) 10" from the bottom. Tighten SCREWS (I) with HEX KEY (M).



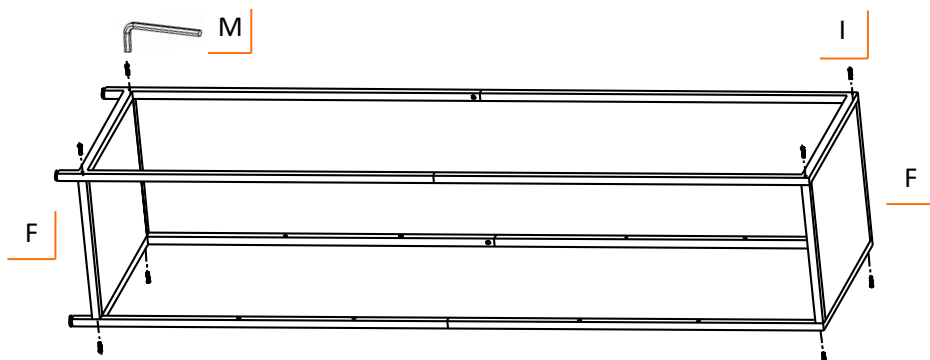
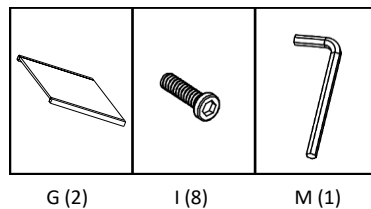
ASSEMBLY INSTRUCTIONS

STEP 5

Lay SIDE FRAMES (C+D, assembled in Step 2) on its side.

Place FIXED SHELVES (G) on their sides and connect them to TOP & BOTTOM SIDE FRAMES (C+D). Tighten SCREWS (I) with HEX KEY (M).

Stand the unit upright.

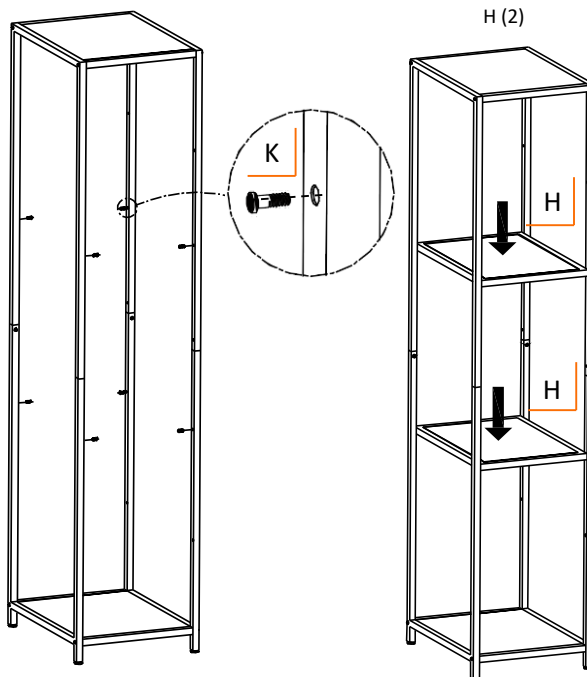
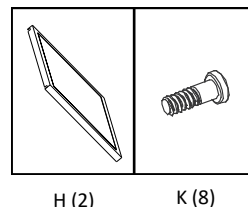


STEP 6

By hand, tighten 4 ADJUSTABLE SHELF RESTS (K) into shelf frame screw holes. Make sure they are on the same level.

Do the same for the remaining ADJUSTABLE SHELF RESTS (K).


Place 2 ADJUSTABLE SHELVES (H) on each set of ADJUSTABLE SHELF RESTS (K). Make sure the shelf notches are directly on ADJUSTABLE SHELF RESTS (K).



ASSEMBLY INSTRUCTIONS

STEP 7

Place BAMBOO GARMENT RACK (finished product of STEP 4 assembly) and 4-TIER BAMBOO SHELVING part (finished product of STEP 6 assembly) side-by-side.

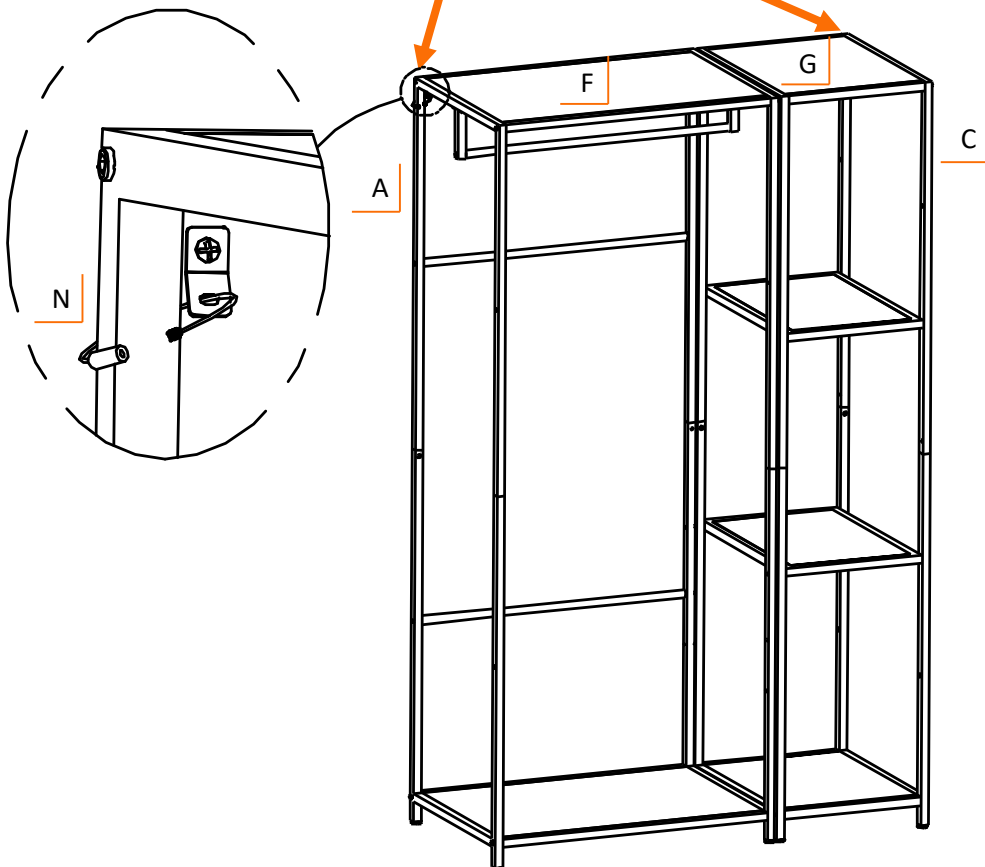
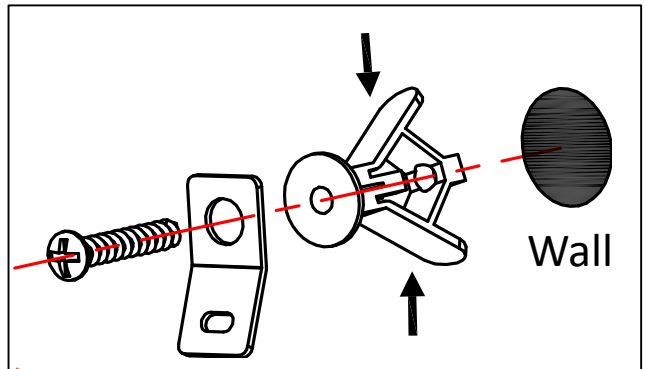


N (2)

To install the ANTI-TIPPING KIT (N), place BAMBOO CLOSET ORGANIZER against the wall. Mount bracket to the wall, next to each outer SIDE FRAME just below the top FIXED SHELF (F & G).

First, fully secure ANTI-TIPPING KIT (N) to the wall.

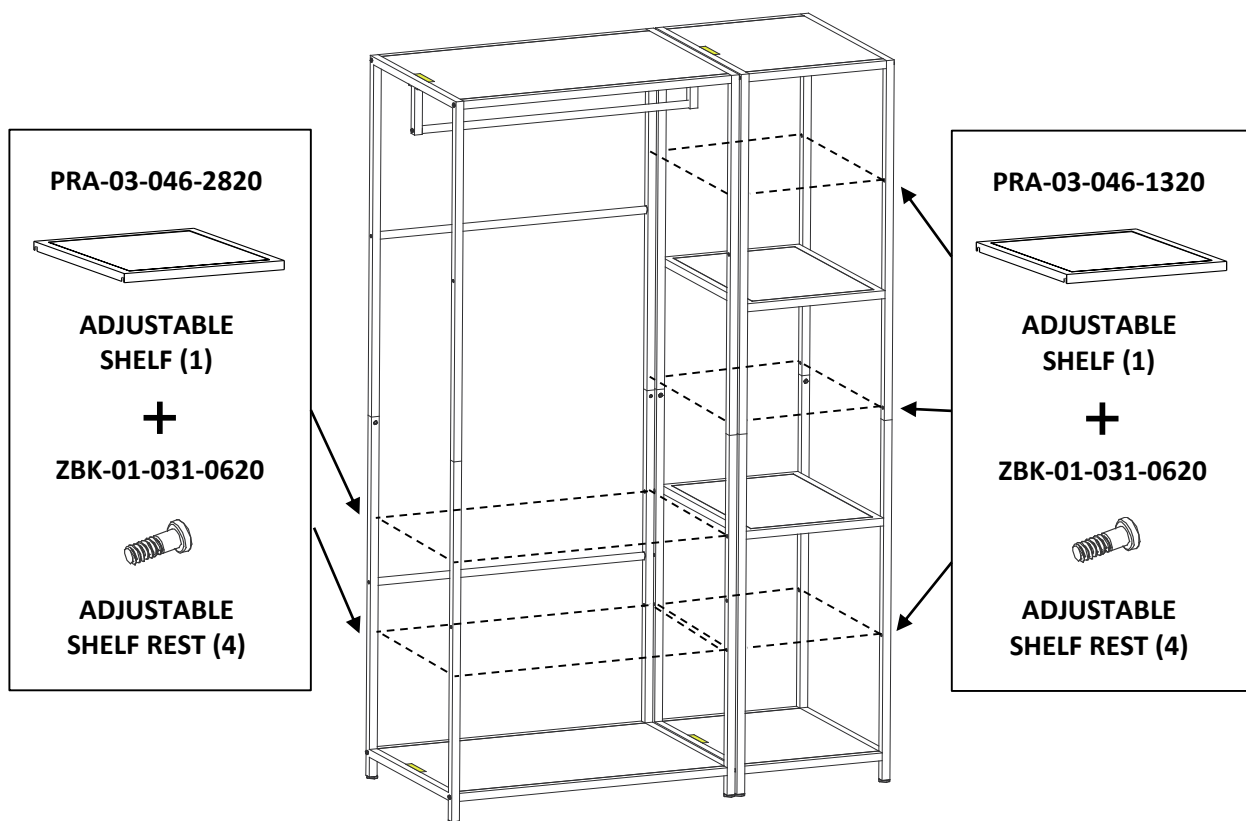
Next, close cable loop through TOP SIDE FRAME (A & C) as shown.



PRODUCT EXTRA SHELF OPTIONS

There are extra screw holes in this product for more ADJUSTABLE SHELVES. You will need 1 ADJUSTABLE SHELF and 4 ADJUSTABLE SHELF RESTS to add one extra shelf to the product.

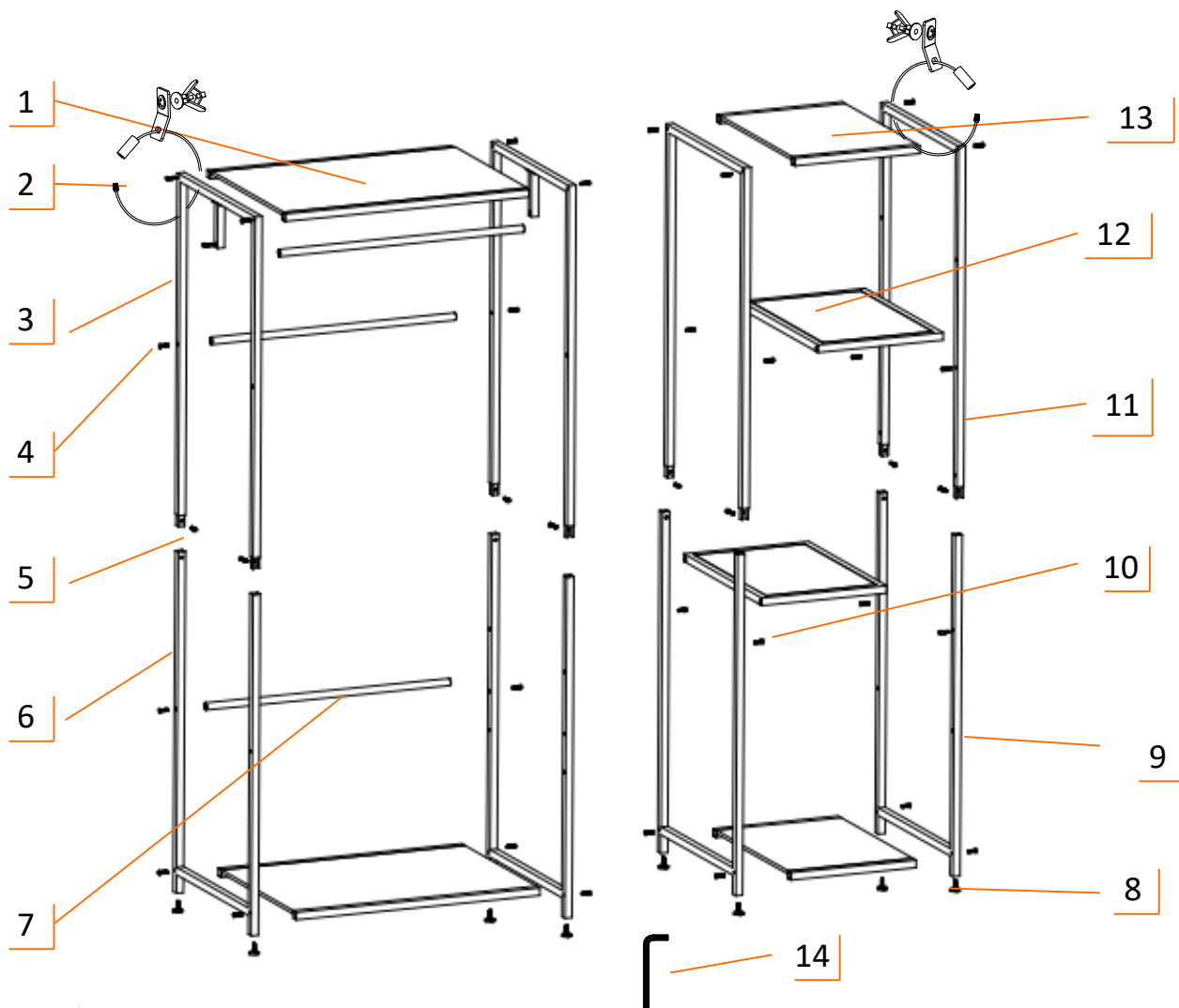
Extra ADJUSTABLE SHELVES (PRA-03-046-2820 and PRA-03-046-1320) and ADJUSTABLE SHELF RESTS (ZBK-01-031-0620) are available for purchasing. Please visit our website www.trinityii.com or contact our Customer Service (see last page of the manual) to place your order.



SERVICE PARTS LIST – TBFPRA-2704

TRINITY Customer Service provides the following replacement parts:

Part Number	Description	Part Number	Description
1) PRA-03-045-2820	Fixed Shelf	8) XBK-98-006-2525	Feet leveler
2) XSV-02-011-0007	Anti-tipping kit	9) PRA-14-020-2036	Bottom Side Frame
3) PRA-14-021-2036	Top Side Frame	10) ZBK-01-031-0620	Adjustable Shelf Rest
4) ZBK-01-002-0635	Screw	11) PRA-14-019-2036	Top Side Frame
5) ZBK-01-002-0615	Frame Connecting Screw	12) PRA-03-046-1320	Adjustable Shelf
6) PRA-14-022-2036	Bottom Side Frame	13) PRA-03-045-1320	Fixed Shelf
7) PRA-13-007-2850	Hanging Rod	14) XXX-97-001-0001	Hex Key



WARNINGS

1. **Read and understand all instructions.** Failure to follow all instructions may result in injury and/or damage.
2. **Use the provided anti-tipping kits to secure the product to the wall to prevent the product from tipping over.**
3. **The warnings, cautions, and instructions discussed in this manual cannot cover all possible conditions or situations that may occur.** The user must always be aware of their environment and ensure that they use the product in a safe and responsible manner.
4. **Do NOT modify the product in any way.** Unauthorized modification may impair the function and/or safety of the product, and may affect the life of the product.
5. **Check for damaged parts.** Before using this product, carefully check that all parts are in good condition, and that the product will operate properly and perform its intended function. Check for damaged parts and any other conditions that may affect the operation of this product. Replace damaged or worn parts, and never use this product with a damaged part.
6. **Do NOT overload the product.**

Weight capacity of Hanging Rod (evenly distributed)	50 lb
Weight capacity per Bigger Shelf (evenly distributed)	75 lb
Weight capacity per Smaller Shelf (evenly distributed)	50 lb

7. **Do NOT allow children to climb or play around the product.**

CARE AND MAINTENANCE

- Bamboo can be maintained with mineral oil for best results.
- Avoid harsh, abrasive cleaners, and other corrosive chemicals.
- The product is designed for indoor use. Wipe dry and keep out of direct sunlight.

PRODUCT REGISTRATION

Thank you for purchasing a TRINITY 45" x 20" x 72" Bamboo Closet Organizer. In order to register your product and receive streamlined customer service, please fill out the following Product Registration Form and (1) fax the form to 310.347.4134 (2) complete the Product Registration Form online at www.trinityii.com or (3) scan and email the form to customerservice@trinityii.com. Include a copy of your original receipt with your submission.

First Name: _____ Last Name: _____

Address: _____

City: _____ State: _____ Zip Code: _____

Email Address: _____ Phone: _____

Product Model #: TBFPRA-2704 Purchase Date: ____ / ____ / ____

Location of Purchase: _____

Please rate the importance of each feature (1=least important; 10=most important)

Quality ____ Price ____ Size/Capacity ____ Appearance ____ Other ____

How did you hear about our product?

- ☐ Magazine Ad ☐ Catalog ☐ Salesperson ☐ Word of Mouth
☐ Internet ☐ Store Display ☐ Other

Marital Status:

- ☐ Single ☐ Married

Household Income:

- ☐ Below \$50,000 ☐ \$50,000-\$150,000 ☐ \$150,000+

Education:

- ☐ High School ☐ College ☐ Graduate School

Primary Residence:

- ☐ Own ☐ Rent

Comments/Suggestions:



1 YEAR LIMITED WARRANTY

TRINITY 45" x 20" x 72" Bamboo Closet Organizer Model # TBFRA-2704

Trinity International Industries ("Trinity") warrants to the original consumer purchaser ("Purchaser") of the Trinity 45" x 20" x 72" Bamboo Closet Organizer ("Product") that each Product shall be free from defects in workmanship and materials for a period of 1 year from the date of original purchase. Trinity's obligation under this warranty shall be limited to repair or replacement of, or adequate compensation for the Product which shall not be greater than the amount of the purchase price of the Product, at the option of Trinity, during the warranty period. All replaced parts and Products become the property of Trinity and must be returned to Trinity.

This warranty excludes normal wear and tear of the Product and its parts or components, and damage arising from any of the following: negligent use or misuse of the Product, use contrary to this User's Manual, or alteration by anyone other than Trinity. The warranty period of 1 year shall not be extended or renewed by the repair or replacement of, or compensation for, the Product. Any warranty implied by applicable law is limited in duration to one year from the date of purchase and is subject to the same conditions and limitations as is provided for our express warranty.

Except as set forth herein, and to the extent of applicable there are no warranties on this Product either express or implied, and Trinity disclaims all warranties including, but not limited to, any implied warranties of merchantability, infringement or fitness for a particular purpose. No warranty or guarantee given by any person, firm, or corporation with respect to this product shall be binding on Trinity.

If your Product is defective or otherwise requires service or parts, please call TRINITY Customer Service toll-free at (800) 985-5506, between 5:00 a.m. and 5:00 p.m., PST. Please tell us which model you purchased, the date of the purchase, and the problem with your Product. A copy of your original purchase receipt must accompany your service request.

LIMITATION OF REMEDIES AND LIABILITY

Trinity (and its employees, officers, members, managers, affiliates and assigns) shall not be liable for any incidental, consequential, special, indirect, remote, special or punitive damages for breach of any warranty, express or implied, including, but not limited to, lost profits, lost savings, loss of anticipated benefits and attorneys' fees, which arise out of the purchase, use or inability to use the Product, whether arising out of contract, negligence, strict tort, product liability, or any other legal theory on which a claim is based. As noted above, to the extent damages are allowed by our express warranty or by applicable law, those damages may not exceed the purchase price paid for the Product. Without limiting the foregoing Purchaser assumes all risk and liability for loss, damage or injury to Purchaser and Purchaser's property and to others and their property arising out of the use, misuse, or inability to use this Product. This limited warranty shall not extend to anyone other than the original purchaser of this product, is nontransferable and states your exclusive remedy.

Some states do not allow the exclusion or limitation of incidental, consequential, special, or punitive damages, so the above limitation or exclusion may not apply to you. The above warranty gives you specific legal rights, and you may have other rights which vary from state to state.

CONTACT US

**QUESTIONS? NEED PARTS?
WE ARE HERE TO HELP!**

Please feel free to contact us. There are no questions too small, or any problems too big. We're committed to providing our customers with the highest level of service.

TRINITY Customer Service

TEL: 800.985.5506

FAX: 310.347.4134

EMAIL: customerservice@trinityii.com

**Monday through Friday
5:00 AM – 5:00 PM (PST)**

www.trinityii.com