



Greenwich™
Wall-Mount Bathroom Sink
K-2032-N

Features

- Made from premium materials that withstand high-volume usage.
- 20-3/4"L x 18-1/4"W.
- 4" center drilling.
- Includes wall hanger.
- Drilled for concealed arm carrier.
- With sealed overflow for commercial and hospitals jobs.

Material

- Vitreous china.

Installation

- Wall-mount.

Recommended Products/Accessories

K-8998 P-Trap
K-23726 Drain treatment
K-23725 Cast iron cleaner

Included Components

Additional Components:
Hanger(s)



ADA

Codes/Standards

ASME A112.19.2/CSA B45.1
ADA
ICC/ANSI A117.1

KOHLER® One-Year Limited Warranty

See website for detailed warranty information.

Available Colors/Finishes

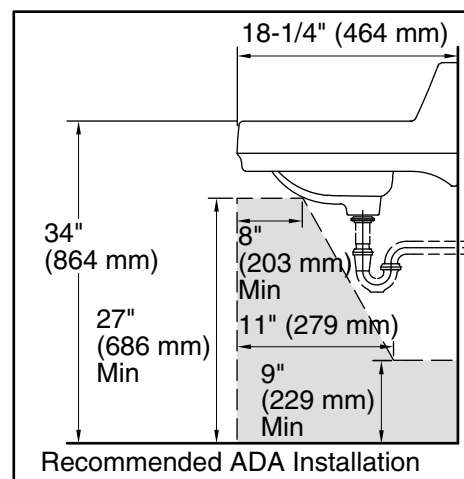
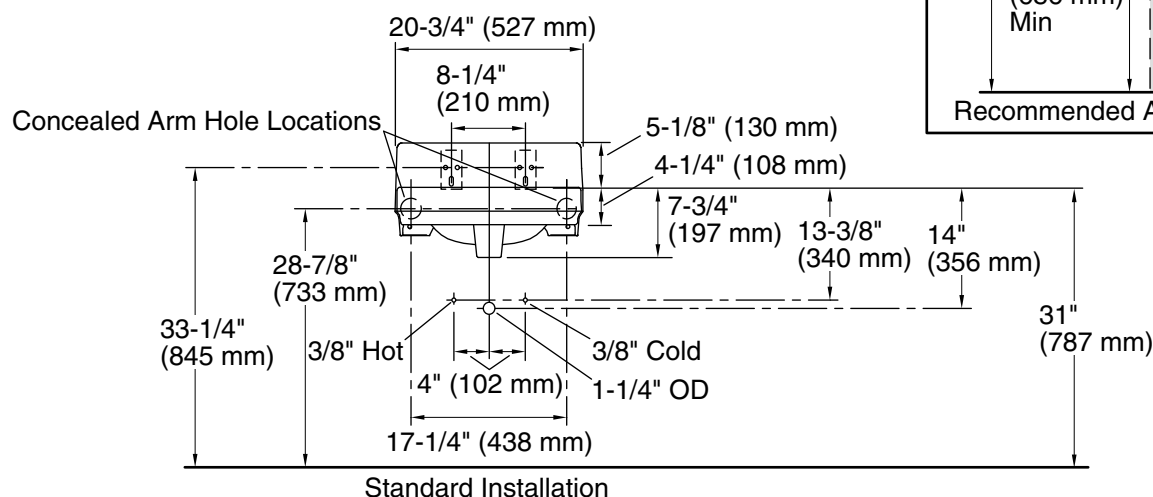
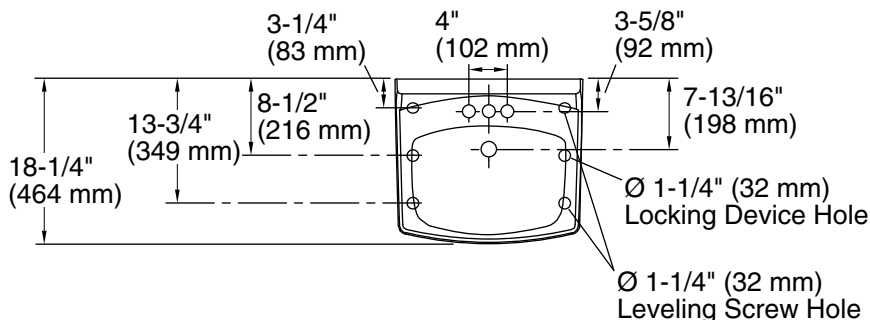
Color tiles intended for reference only.

Color Code Description

	0	White
--	---	-------



Greenwich™
Wall-Mount Bathroom Sink
K-2032-N



Technical Information

All product dimensions are nominal.

Bowl configuration: Single

Installation: Wall-mount

Bowl area (Center): Length: 10" (254 mm)
 Width: 15" (381 mm)
 With overflow: Yes
 Water depth: 3-1/4" (83 mm)

Number of deck holes: 3

Faucet hole spacing: 8" (203 mm)

Faucet hole(s): 1-1/4" (32 mm)

Soap/Lotion hole: 1-1/4" (32 mm)

Drain hole: 1-3/4" (44 mm)

Notes

Install this product according to the installation instructions.

ADA compliant when installed to the specific requirements of these regulations.