

CONVENIENCE CONCEPTS

French Country End Table

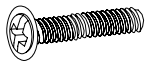


Style Number: 6053185GN/6053185BE

Style Number: 6053185CH/6053185W

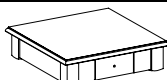
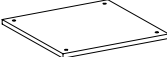




NO TOOLS REQUIRED

HARDWARE LIST

CODE	NAME	FIGURE	Q'TY
A	SCREW (22mm)		1PC
B	HANDLE		1PC
C	COLOR STICK		1PC

PARTS LIST

CODE	NAME	FIGURE	Q'TY
①	TABLE TOP		1PC
②	BOTTOM SHELF		1PC
③	LEGS		4PCS
④	FEET		4PCS



Please do not return to the store

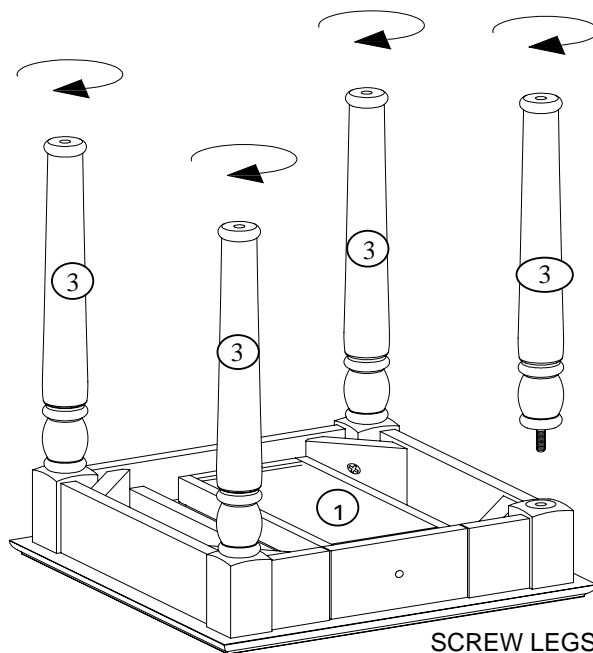
. Broken or Missing Hardware?

. Need help with Assembly?

If you have any questions just call 1-800-468-6447 or email us at

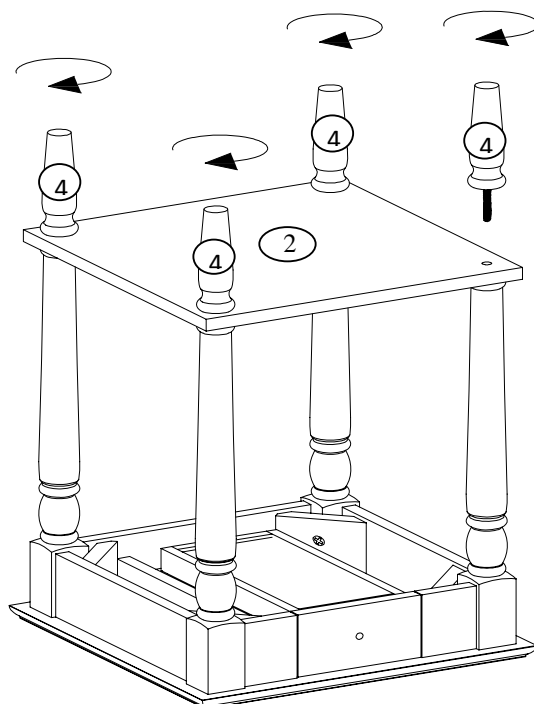
parts@convenience-concepts.com

***PLACE TABLE TOP (1) ON CARPET OR OTHER SOFT SURFACE
BEFORE ASSEMBLY



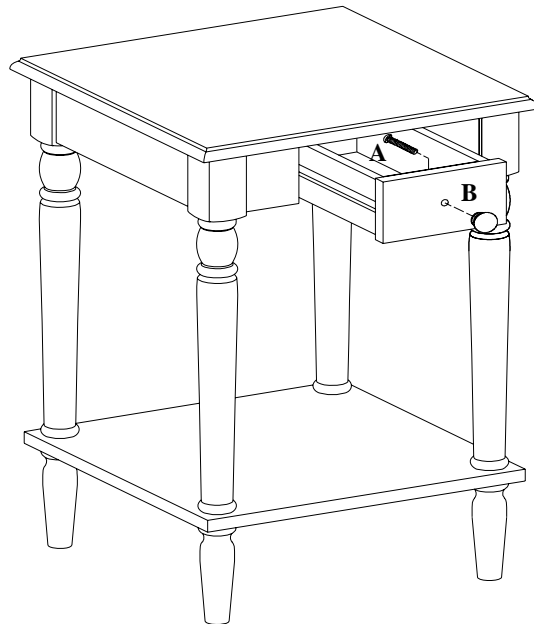
STEP 1

SCREW LEGS (3) INTO TABLE TOP (1).



STEP 2

PLACE BOTTOM SHELF (2) ONTO
LEGS (3) AND SCREW FEET (4)
INTO ASSEMBLY.



HARDWARE
NEEDED

A x 1
B x 1

STEP 3

SLIDE DRAWER OPEN AND
ATTACH KNOB (B) WITH
SCREW (A) .



STEP 4

ENJOY YOUR NEW END TABLE!

***KEEP COLOR STICK FOR FUTURE TOUCH UPS.