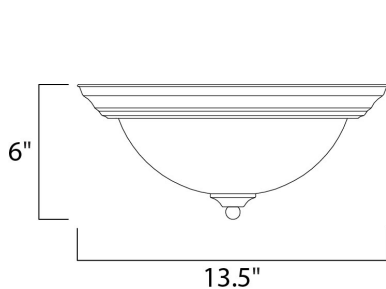




PRODUCT DESCRIPTION

Maxim Lighting's energy efficiency commitment to both the residential lighting and the home building industries will assure you a product line focused on your basic lighting needs. With the Flush Mount EE collection you not only will find quality lighting that is well designed, well priced and readily available, but also energy efficient featuring energy saving fluorescent lighting that saves money and allow for low maintenance.






MEASUREMENTS

DIMENSION : 13.5" L x 13.5" W x 6" H
HANGING WEIGHT : 2.76 lb

LAMPING

INPUT VOLTAGE : 120V
LUMENS : 1,800 Rated
BULB : 2 x 13W Fluorescent GU24 , 26W Total
BULB INCLUDED : (Included)
DIMMABLE : No
CRI : 80+ CRI
COLOR_TEMP : 2700K

FINISHES OPTION

 Oil Rubbed Bronze
 Satin Nickel
 Textured White

GLASS

Marble MR

MATERIAL

Steel

RATINGS

Dry Location
CA Title 24



ADDITIONAL

INCANDESCENT WATTS: 164
RATED LIFE 10000 Hours
OPERATING TEMPERATURE:
-20°C (-4°F), 40°C (104°F)

Always consult a qualified electrician before installing any lighting product.



WESTERN DISTRIBUTION CENTER (HEADQUARTER)
253 NORTH VINELAND AVE | CITY OF INDUSTRY, CA 91746

EASTERN DISTRIBUTION CENTER
4200 SHIRLEY DR. | ATLANTA, GA 30336

P. 626.956.4200 | F. 626.956.4225 | maximlighting.com