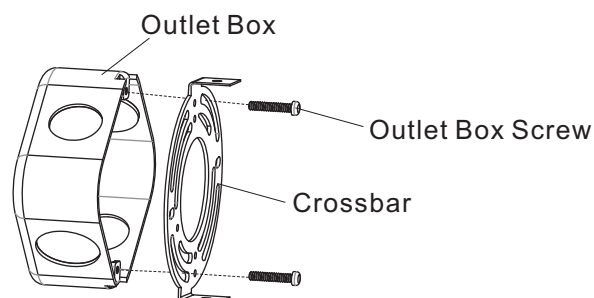


⚠ Warnings and Cautions

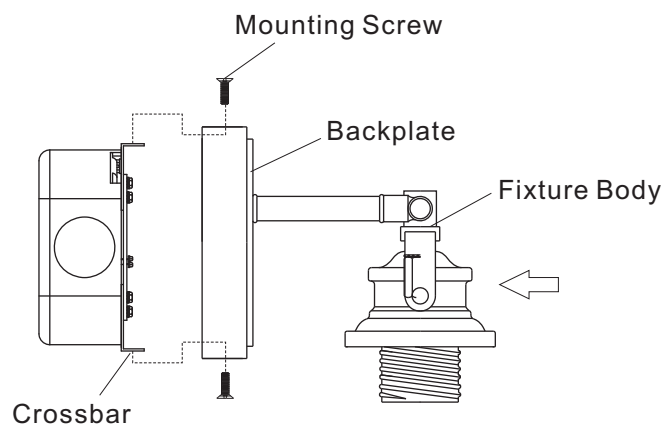
Turn off electricity at circuit breaker or main fuse box before installation. Consult a licensed electrician if in doubt.

These instructions are provided for your safety. It is very important you read them completely before installing the fixture. We strongly recommend that a licensed, professional electrician perform the installation.

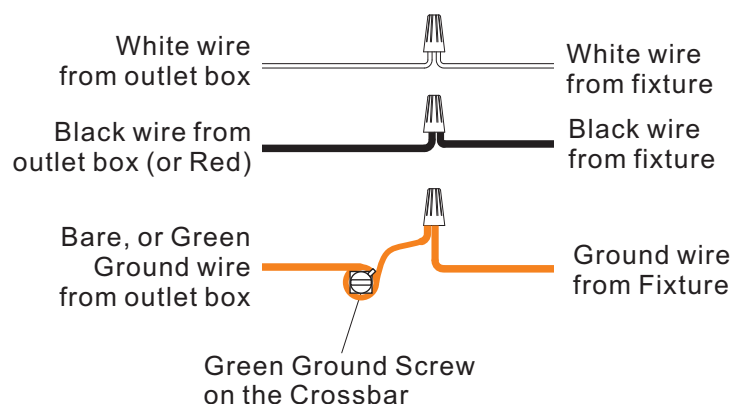
STEP 1 - Install Crossbar



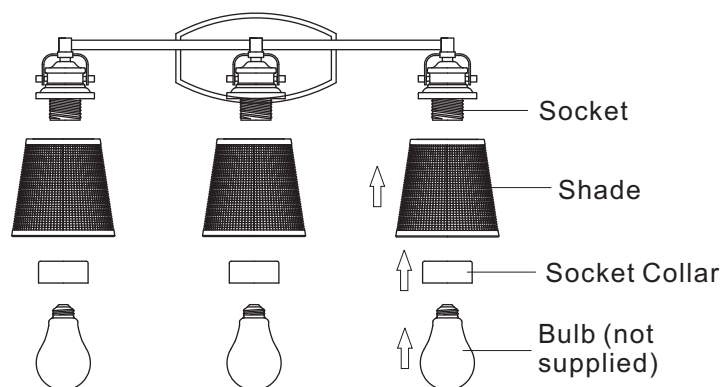
STEP 3 - Fixture Mounting



STEP 2 - Wiring



STEP 4 - Install Shades and Bulbs



Warranty

This product is provided with a 1 year limited warranty that it will be free from defects in material and workmanship and subject to certain conditions and exclusions from the date of purchase.

Email customer care@ashleyharbour.com for warranty service.