

#### Features

- 4-7/8" diverter bath spout with slip-fit connection.
- Coordinates with Coralais faucets, accessories, and showering components to complete your bathroom.

#### Material

- KOHLER finishes resist corrosion and tarnishing.
- Premium Metal Construction.

#### Installation

- Wall-mount
- Slip-fit connection



#### Codes/Standards

ASME A112.18.1/CSA B125.1





California Energy Commission (CEC)

#### KOHLER® Faucet Lifetime Limited Warranty

See website for detailed warranty information.

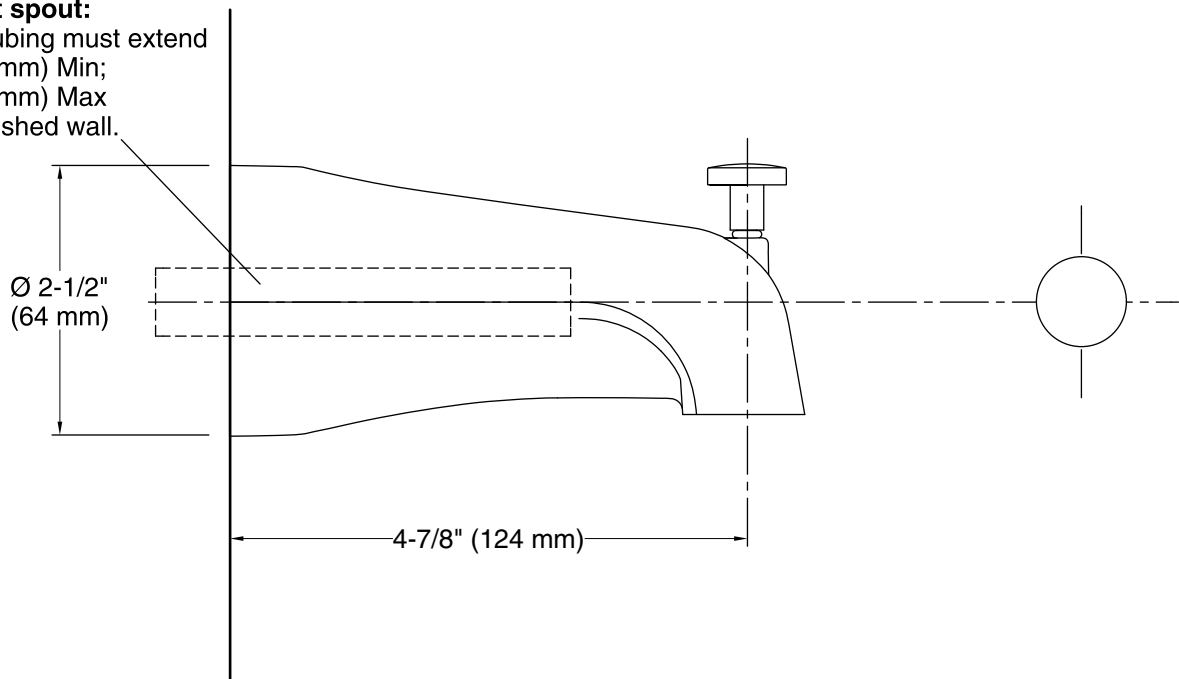
#### Available Colors/Finishes

*Color tiles intended for reference only.*

Color	Code	Description
	CP	Polished Chrome
	PB	Vibrant® Polished Brass
	G	Brushed Chrome
	BN	Vibrant® Brushed Nickel

#### For slip-fit spout:

5/8" OD Tubing must extend  
1-1/2" (38 mm) Min;  
2-7/8" (73 mm) Max  
beyond finished wall.



#### Technical Information

All product dimensions are nominal.

#### Notes

Install this product according to the installation guide.