



Freshman™

Siphon-jet wall-mount 1 gpf urinal with top spud
K-4989-T

Features

- Siphon jet.
- 3/4" (190 mm) top spud.
- Includes inlet and outlet spuds and hangers.
- 1.0 gpf (3.8 lpf).

Material

- Vitreous china.

Recommended Products/Accessories

- K-23726 Drain treatment
- K-23725 Cast iron cleaner

Included Components

Additional Components:

- Hanger(s)
- Inlet Spud
- Outlet Spud
- Urinal



Codes/Standards





ASME A112.19.2/CSA B45.1
DOE - Energy Policy Act 1992

KOHLER® One-Year Limited Warranty

See website for detailed warranty information.

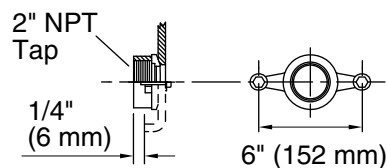
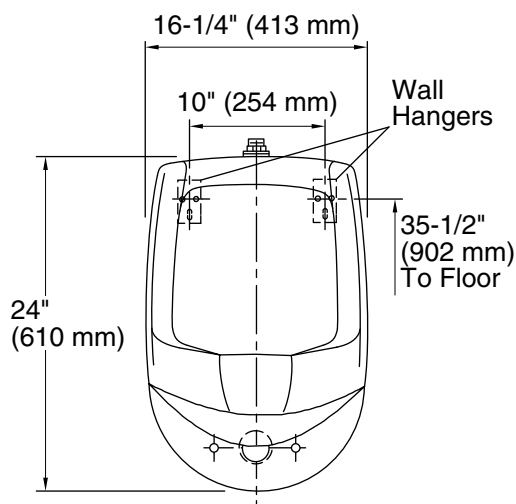
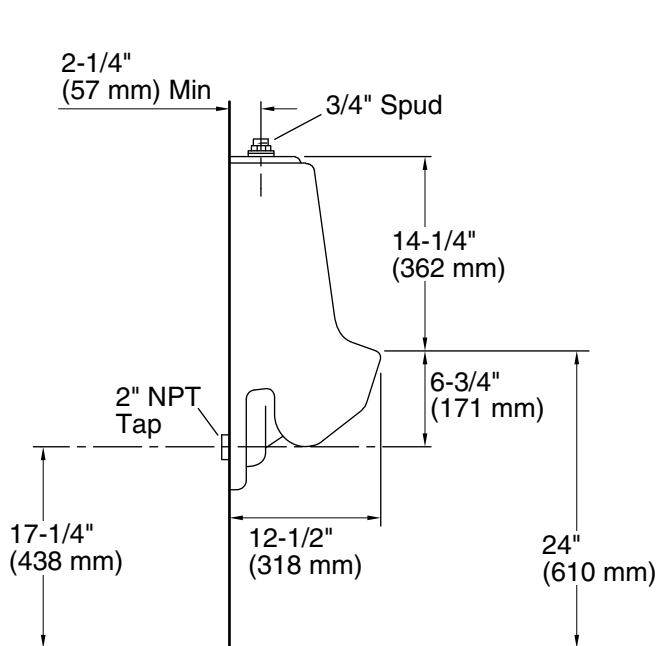
Available Colors/Finishes

Color tiles intended for reference only.

Color	Code	Description
	0	White
	96	Biscuit
	47	Almond
	7	Black Black™



Freshman™
Siphon-jet wall-mount 1 gpf urinal with top spud
K-4989-T



Spud Detail

Technical Information

All product dimensions are nominal.

Flush outlet Siphon jet
technology:

Spud size: 3/4, Inlet, Top

Spud size: 3/4, Outlet, Top

Max. Water per Flush: 1 gal (3.8 L)

Notes

Install this product according to the installation guide.

Refer to manufacturer's instructions and local codes for flush valve requirements.