

**Purchased your product online?**

We would really appreciate it if you can share your experience with others by reviewing our product on the website from which you purchased.

**Owner's Manual**

Item # HEH210



## Crane Metal Statue



**Have Questions or Issues? Need help with assembly?  
Contact us and we will resolve them within 12 hours.**

**Support Hours: M-F 7:30–5:00 (U.S. Pacific Time)**



**Call:**

**877-460-4511**



**Email:**

**info@alpine4u.com**

## LIMITED WARRANTY INFORMATION

Thank you for choosing an Alpine product! We aim to please with our wide range of products including Fountains, Birdbaths, Statuary, Pond Supplies & More. All of our products are constructed from the highest quality materials. In the event that we have not achieved our usual standard of excellence, we will repair or replace, at our discretion, within the warranty period. A valid proof of purchase, with the purchase date clearly indicated, must be provided. Photos of defective merchandise will also be required to help distinguish the actual cause of the defect. Please read below for a detailed description of warranty coverage.

- **Water Damage**

Alpine products are not manufactured to withstand extreme temperatures. Improper storage that allows water to freeze within a product may cause damage, is considered negligence, and will not be covered under this warranty. The use of "hard water," and/or caustic cleaners, can affect the painted or other finishes. Failure to keep the unit clean, and use of such additives/cleaners, will also void the warranty. Please note: for fountains, it is normal for some splashing to occur and protecting the immediate surfaces is not the responsibility of Alpine Corporation.

- **Paint & Color (Retention and/or Loss)**

The use of water will cause natural erosion to the color. This area can be touched up using standard paint. The paint is designed to protect the entire finish against breakdown of color. As with any product, all finishes with time will gradually fade and discolor. The warranty will only cover against severe or complete fading, within the first year from date of purchase, with the above exclusion.

- **Procedure/Service**

Should a warranty/claim be needed, you should contact the retailer from whom you purchased the product. If that is not an option, you can contact Alpine Corporation at [www.alpine4u.com](http://www.alpine4u.com). When contacting Alpine Corporation, you must be prepared to show proof of purchase, provide photographs and any other information needed to validate your claim. This may be necessary to distinguish between a partial or complete replacement of a defective product. The warranty does not cover any items with multiple parts; the warranty will ONLY cover the individual component of the unit/item that may be defective. Replacement parts can be made available to a consumer through the original selling party, or an approved parts retailer. If this is not an option, contact our customer service department. **Item is covered under one year limited warranty from the date of purchase. When requesting replacement parts due to a warranty claim after 30 days of purchase, credit card information will be requested for shipping charges.**

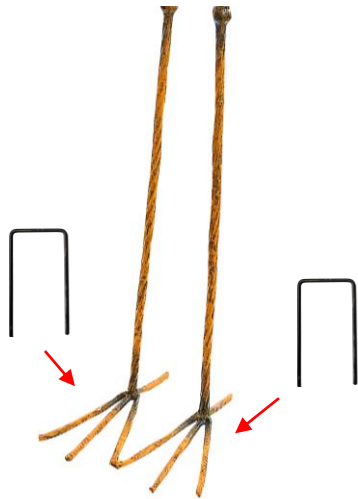
- **Not Covered Under Warranty**

The limited warranty will NOT cover cases of damages due to:

1. Damages caused in Transit
2. Inadequate care and/or neglect
3. Environmental and/or natural elements
4. Immersion in water, unless specified
5. Improper Installation/Storage and/or Maintenance

*This warranty is void if the product has been damaged by accident, misuse, negligence, improper installation and/or modifications have occurred. This includes any and/or all defects arising out of freezing water damage, hard water damage, failure to keep the unit clean and free of harmful additives such as bleach, chlorine, etc.... which affects the paint and/or parts. This warranty also does not cover any additional charges or installation, removal, disposal and/or shipping costs or consequential damage associated with any warranty claim.*

2. Place on level surface and insert included Ground Stakes in desired location for added stability.




3. Congratulations, your Crane is now completely assembled.



## CONTENTS

Contents .....	1
What's Included .....	2
Specifications .....	2
Assembling & Using Your Product .....	3
Warranty .....	5

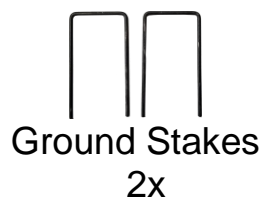
## WHAT'S INCLUDED



Crane Body  
1x



Crane Legs  
1x



Ground Stakes  
2x

## SPECIFICATIONS

Dimensions..... 26"L x 7"W x 30"H

## ASSEMBLING & USING YOUR PRODUCT

Unpack all components carefully. Please check to ensure all parts have been removed from the packaging.

1. Place the two posts on the Body of the Crane into the top of the Crane Legs. Be sure the feet are facing forward. Tighten the Wing Nut to secure.

