




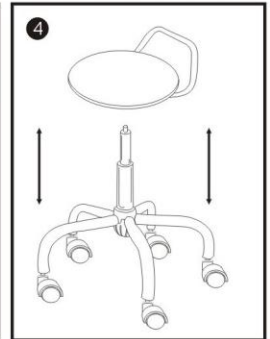
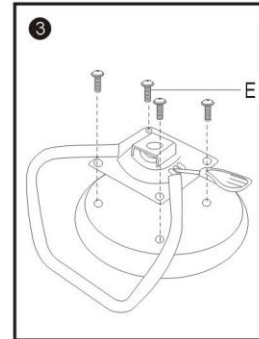
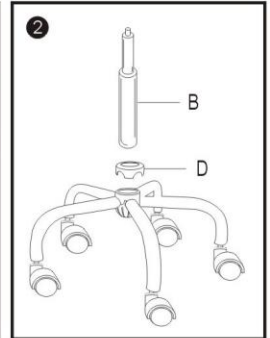
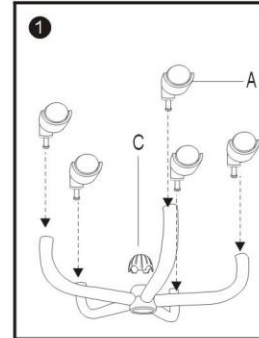
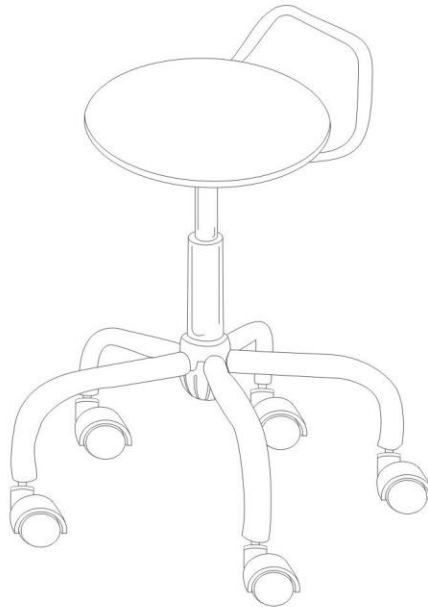


Model ST-08 Assembly Instructions

Parts Listing

- | | |
|---|---|
| A | B |
|  |  |
| 5PCS | 1PC |
| C | D |
|  |  |
| 1PC | 1PC |
| E | |
|  | |
| 4PCS | |



ASSEMBLY NOTES:
During assembly, hand tighten screws only. When all screws are in place, you may then tighten all screws completely.
CAUTION: 1. Do not use this chair as a step ladder.
2. Check for loose screws and tighten them anytime.

Made and printed in Taiwan.